


WELDING TABLE & CLAMPING SYSTEM



Contact us :

Jivdani Industrial Estate,  
Unit No. C13, Dhumal Nagar,  
Waliv, Vasai (E),  
Palghar 401208, India

Ph. : 07770012075 / 76

E-mail: [info@fixto.in](mailto:info@fixto.in)

[Info@fixto.co.in](mailto:Info@fixto.co.in)

[sales@fixto.co.in](mailto:sales@fixto.co.in)

Website: [www.fixto.in](http://www.fixto.in) | [www.weldingtableandfixtures.com](http://www.weldingtableandfixtures.com)

## Our Core Purpose

- Unique Innovation • Smart Solution • Smart Nation

## Our Core Values



### Growth

We aspire to achieve great height of success by multiplying our products, clients & collaborations thereby magnifying growth



### Creativity

We believe in creating outstanding & creative products which are profitable to our clients



### Teamwork

Working together effectively with colleagues, partners & customers to achieve long-term success



### Contribution

We experience satisfaction We of helping people, community & country by sharing a part of our success

## Company Profile

Fixto the first leading manufacturer of modular welding tables and clamps was established in 2010 to provide unique fixture solution to customers and businesses across the world.

We were founded on a commitment to provide high quality modular welding tables and clamps, along with exceptional customer service, at competitive prices. In the years since we began, we've built a proud reputation based upon those commitments, and have grown to become recognised as an innovative, forward-thinking, industry leader.

Our team has earned its place in today's competitive market through a combination of our core beliefs and the consistent delivery of superior services and quality end products. The individualized care and unwavering attention that we bring to all of our projects are deciding factors in why our clients continuously choose us.

We understand that it takes more than a qualified provider to win the customer's confidence, especially when it comes to complex or high-value projects. That is why, from the very beginning, our company has been built upon a strong foundation of integrity, honesty, safety, and quality. We build trust-based, collaborative relationships with our clients and industry partners. This is what sets us apart and what helps us provide continuous customer satisfaction, win repeated business and establish long-term business connections.

Fixto's crew of skilled and experienced professionals combined with our unparalleled dedication and complete client focus have been a sure way to make every project a success.

It was this consistent development of competence and talent that fueled our growth over the years as the scale of our projects increased in both size and complexity.

Today we are an industry leader with our highly qualified team of experienced professionals offering a comprehensive of unique fixture solutions. Our expertise covers the full scope of every stage in the lifecycles of Industrial Welding Projects

## FIXTO Welding Table Benefits

- Highly rigid base frame specially designed to withstand against heavy fabrication load with well machined surface
- Top surface plate with optimum toughness value ensuring zero crack formation against fatigue loading and durability of table
- Table top processed with Nitriding( a heat treatment process) offers anti corrosive, Anti spatter and wear resistive platform
- Material hardness maintained to HV 450 to avoid plastic deformation and indentation of surface
- Well CNC machined holes and innovative design of clamping accessories combinainely gives study fixturing with consistency
- FIXTO Modular welding table is better than cast iron tables as we can change, expand and join the top plates for flexibility of table size.
- FIXTO has placed its entire line of standard clamping products in a CAD library, which customers can use to save valuable time and increase fixture productivity.
- FIXTO provides after sales support with 3D modeling, fixture example videos, Assembly drawings etc.

## Our Dealer Network



## Our Dealer Network

- INDIA
- USA
- UAE
- UK
- NEW ZEALAND

#1

India's #1  
Manufacturer & Exporter of  
Welding Table & Clamps

14 Years

Established in the  
year 2010

500+

More than 500 models  
offered off the shelf

40,000





40,000 sq.ft. of  
manufacturing area

1000+

Customer in all around  
the Globe



CONNECT WITH US:

-  [fixtoweldingtable](#)
-  [Fixto Fixture Tools](#)
-  [Fixto Fixture Tools](#)
-  [Fixto Fixture Tools](#)

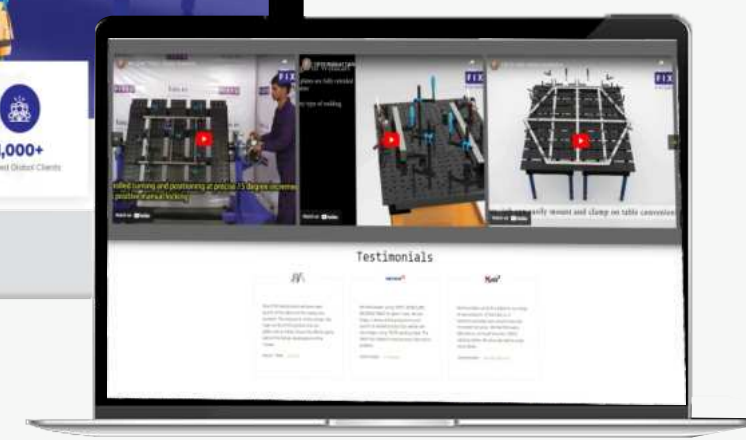
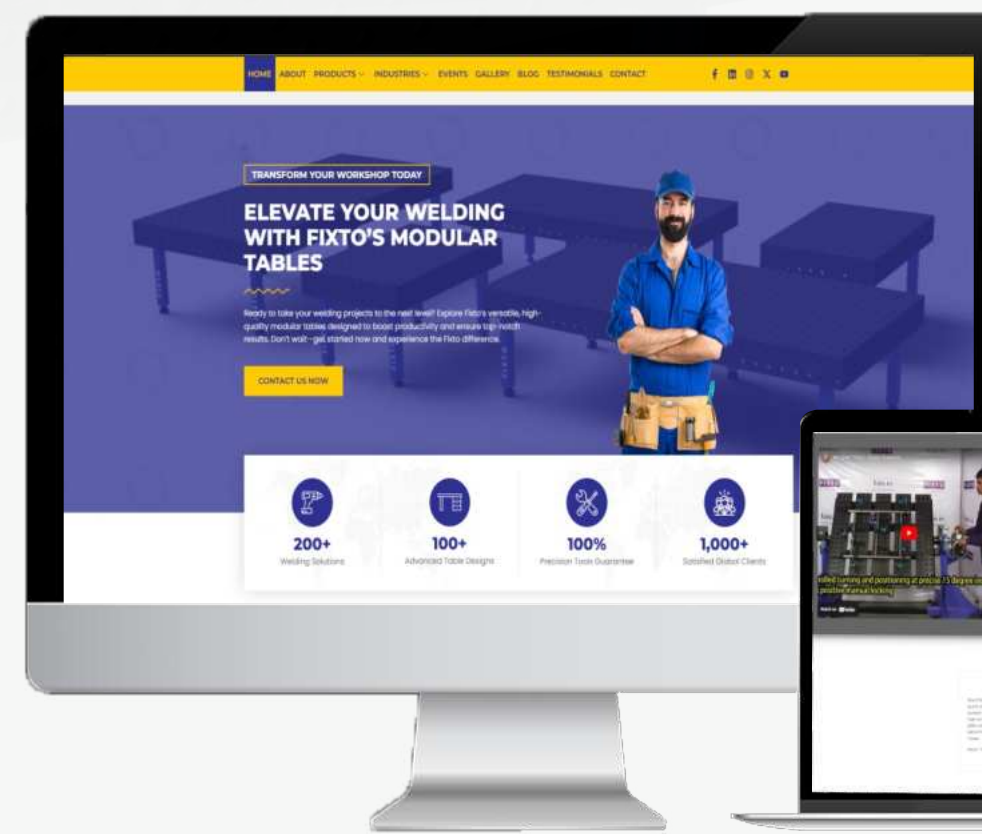
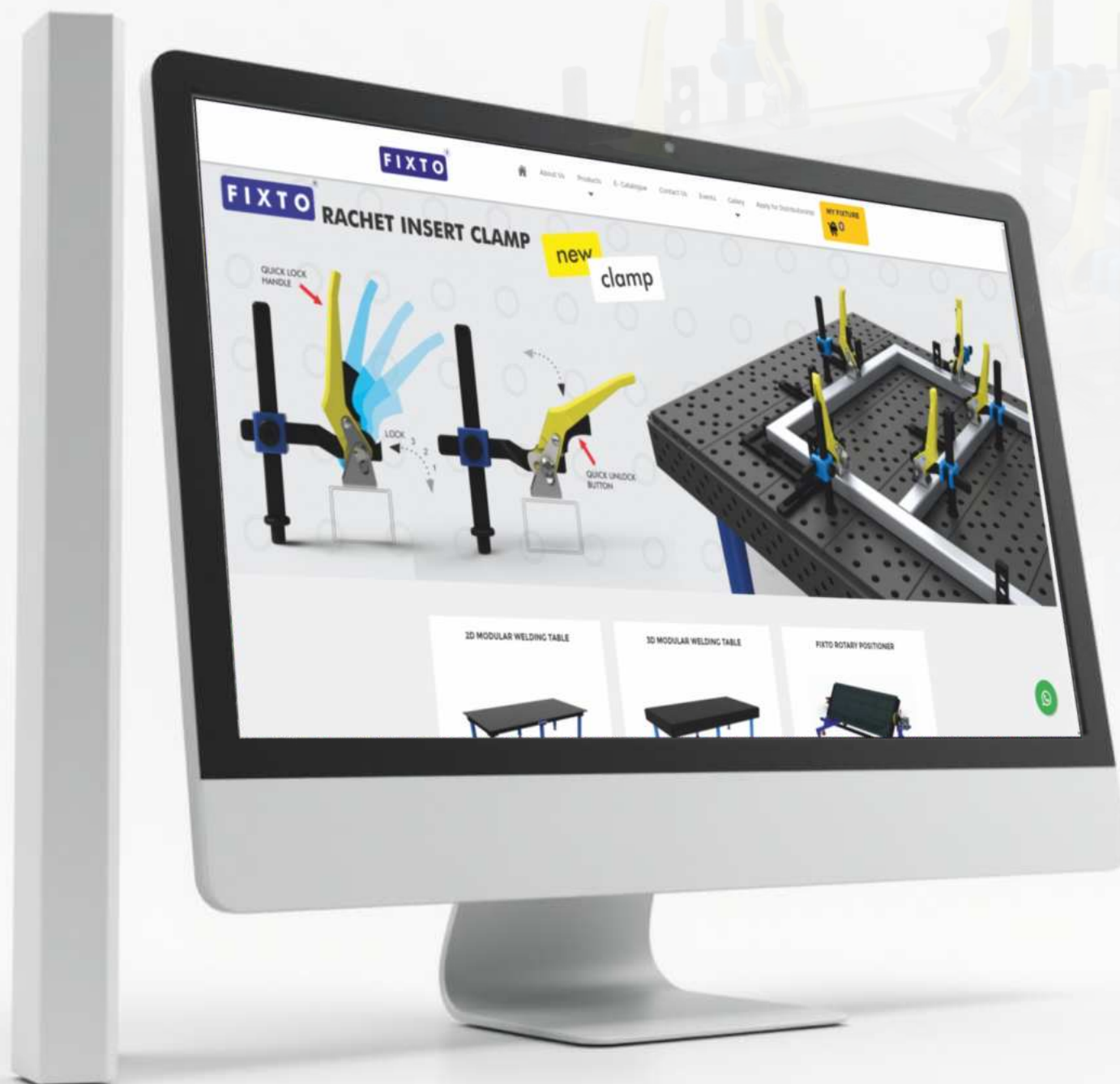
Just click on : [www.fixto.in](http://www.fixto.in)  
We look forward to you!




» Welcome to Welding Table and Fixtures Step into a world where precision meets innovation, and craftsmanship knows no bounds. Our website is your gateway to exploring the finest in welding tables and fixtures, designed to elevate your projects to new heights. Discover our range of modular, hydraulic, and custom-built solutions that cater to every welding need. Visit us and see how our cutting-edge technology and unparalleled quality can transform your workspace. Your journey towards excellence starts here!



Just click on :  
[www.fixtowelding.com](http://www.fixtowelding.com)  
[www.weldingtableandfixtures.com](http://www.weldingtableandfixtures.com)








**FIXTO®**

**INDEX**


**TABLES**

43 | 90



**FIXTURE PLATE**

91 | 94



**CLAMP / PLIER  
&  
TOGGLE CLAMPS**

95 | 120



**RIGHT ANGLE BRACKET  
&  
BIG RIGHT BRACKET**

121 | 130



**STOPS / SQUARE BLOCKS**

131 | 142



**BALL LOCK BOLTS**

143 | 154



**V BLOCK / OCP**

155 | 164



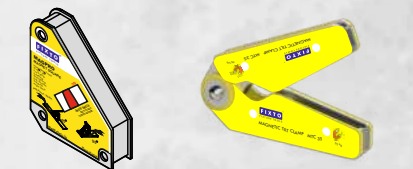
**UNIVERSAL TILT ANGLE**

165 | 168



**MAGNETIC CLAMP**

169 | 172


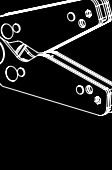
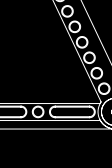
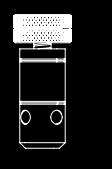

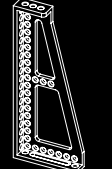
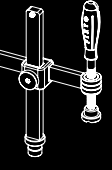

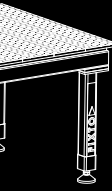


**STORAGE**

173 | 178



D16



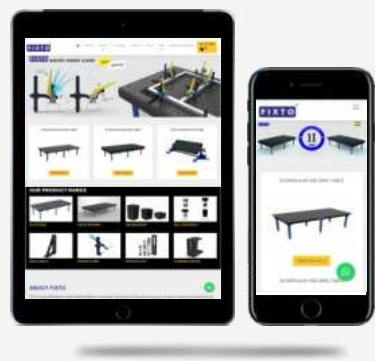




## » FIXTO High-Tech Factory and Innovation Hub

Get ready for the next big leap in welding technology at **FIXTO**. We're proud to announce the upcoming launch of our larger, high-tech factory, designed to revolutionize the way we build welding tables. This cutting-edge facility will not only supercharge our manufacturing capabilities but also feature an exclusive showroom, where you can witness the power and precision of our next-generation welding tables in action.

Our high-tech setup will not only enhance our production capabilities but also feature a showroom dedicated to demonstrating our next-generation welding tables. This space will allow clients to experience firsthand the advanced features and superior performance that set our products apart.






» Get ready for the next big leap in welding technology at **FIXTO**. We're proud to announce the upcoming launch of our larger, high-tech factory, designed to revolutionize the way we build welding tables. This cutting-edge facility will not only supercharge our manufacturing capabilities but also feature an exclusive showroom, where you can witness the power and precision of our next-generation welding tables in action.





**ISO 9001:2015**  
**(Quality Management System)**  
Certificate No.: IN99113A

We are excited to share this transformative journey with you. Stay tuned for more updates as we prepare to unveil a new era of excellence and innovation at **FIXTO**. With our new high-tech factory, we're not just setting new standards we're redefining the future of welding technology.



At **FIXTO** we are embarking on a groundbreaking journey with the development of our new, high-tech factory. This facility is designed to elevate our manufacturing processes and showcase our dedication to innovation and quality. Our expansive new factory will feature the latest in manufacturing technology, allowing us to produce our renowned welding tables with even greater precision and efficiency. The highlight of this facility will be a sophisticated showroom where clients can witness the exceptional capabilities of our next-generation welding tables up close. Additionally, the factory will house a cutting-edge R&D section, a hub of creativity and ingenuity where our team will develop the future of welding technology. This space will be dedicated to exploring new ideas and perfecting innovations that will keep **FIXTO** at the forefront of the industry.

We are excited to share this transformative journey with you. Stay tuned for more updates as we prepare to unveil a new era of excellence and innovation at **FIXTO**. With our new high-tech factory, we're not just setting new standards we're redefining the future of welding technology.



Table Specification



Table Type	D 28	D 28 LEAN	D 16	D 16 LEAN
Table Hole Dia.	28mm	28mm	16mm	16mm
Hole Spacing	100 mm	100 mm	50 mm	50 mm
Table Flatness	± 0.3 mm per 1m <sup>2</sup>	± 0.3 mm per 1m <sup>2</sup>	± 0.3 mm per 1m <sup>2</sup>	± 0.1 mm per 0.6m <sup>2</sup>
Plate Thickness	24±0.06 mm	15 ± 0.06 mm	15 ± 0.06 mm	11 ± 0.06 mm
Tabletop Side Height	200 mm	200 mm	100 mm / 200 mm	100 mm / 200 mm
Material	Steel IS2062	Steel IS2062	Steel IS2062	Steel IS2062
Nitriding case Depth	0.01-0.02 mm	0.01-0.02 mm	0.01-0.02 mm	0.01-0.02 mm
surface hardness	HV 350 - 450	HV 350 - 450	HV 350 - 450	HV 350 - 450
Coefficient of friction	0.37	0.37	0.37	0.37
Loading Capacity	1-8 ton	1-8 ton	1-8 ton	0.2 - 1ton

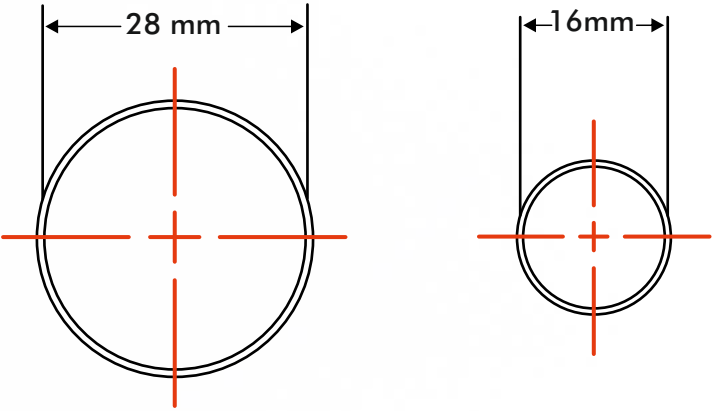
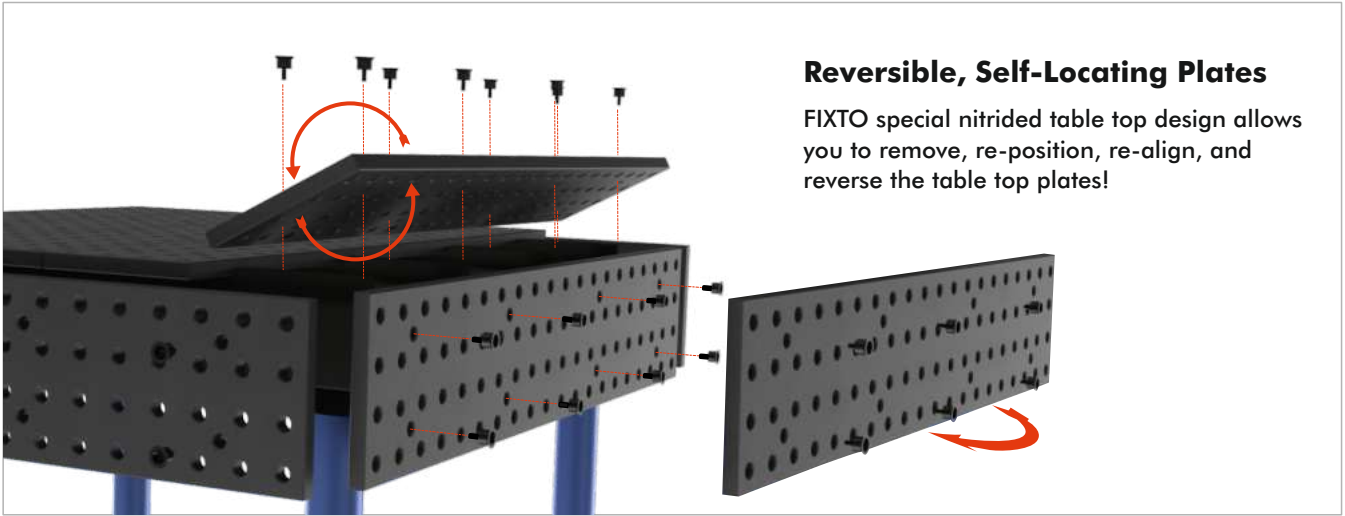


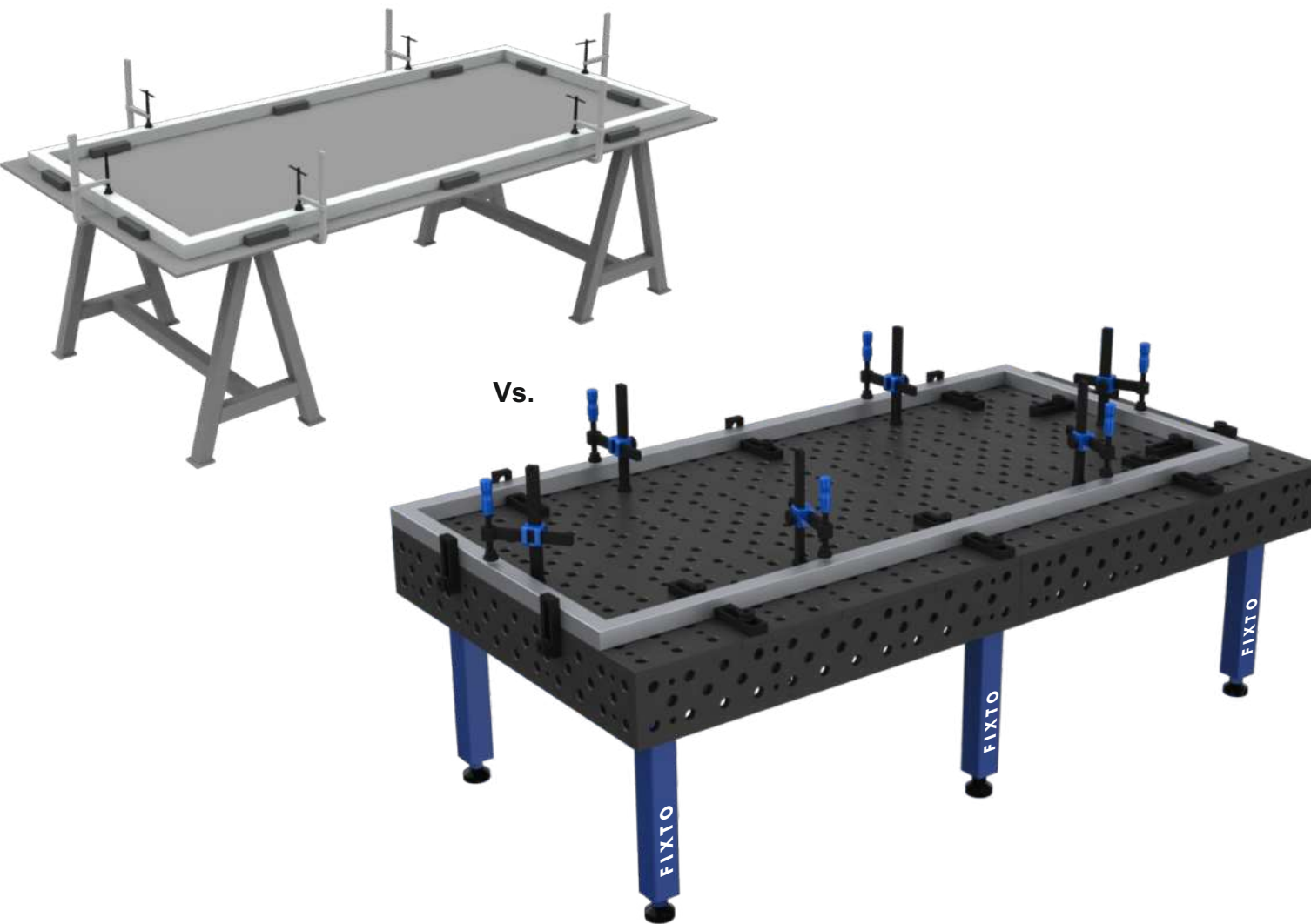
Table Specification





## The table that pays for itself! Save time and money with a table built by FIXTO

Deciding for FIXTO table will save your money! Thanks to the superior quality of our welding tables you receive a tool that helps you to work with significantly more precision and a lower error rate. Based on the modular construction system you can assemble a multitude of possible applications, reducing set-up time as well as saving storage space and costs.

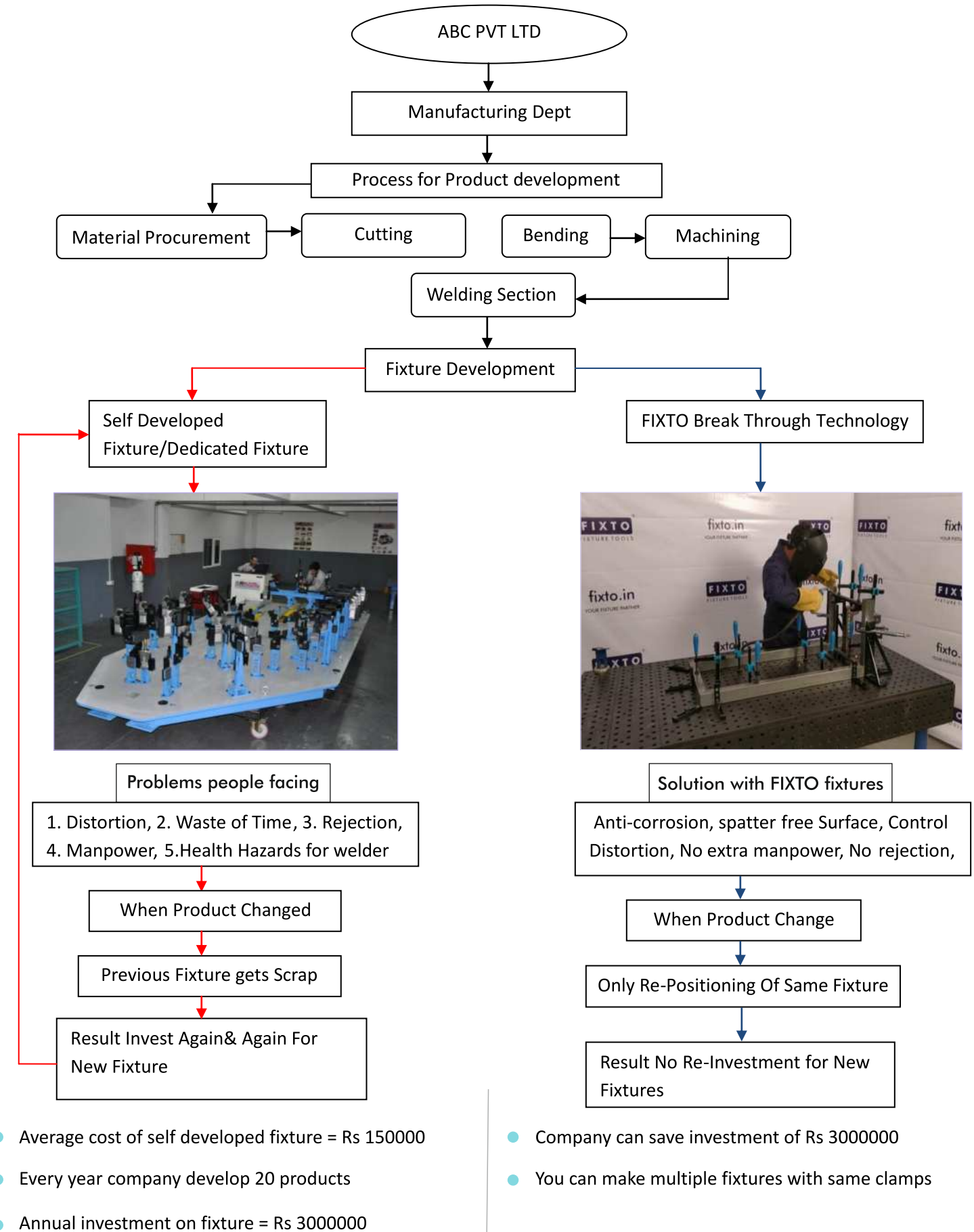



### ADVANTAGE WITH A FIXTO WELDING TABLE AND CLAMPING FIXTURE

- Short set-up time / Time efficient
- 100% repeatability
- Heavy duty loading capacity
- Fast response to changes
- Easy clamping in every spot
- Same basis for every project
- No welding distortion
- Significantly less rework
- Low error rate


This process flow shows that what loses people facing because of self developed fixture and what benefit you will get with FIXTO Fixtures

### Fabrication Process Flow







D16 PRO / LEAN 2D




D16 PRO / LEAN 3D




D16 2D EXTREME




D16 3D EXTREME



D16 2D ULTIMATE



D16 3D ULTIMATE



	D16 PRO / LEAN 2D	D16 PRO / LEAN 3D	2D EXTREME	3D EXTREME	2D ULTIMATE	3D ULTIMATE
Side Height :	—	200/100mm	—	150mm	—	150mm
Material :	E250 OR E350	E250 OR E350	E250 OR E350	E250 OR E350	E250 OR E350	E250 OR E350
Surface Hardness :						
Reference Line :	—	—	100mm Pitch	100mm Pitch	50mm Pitch	50mm Pitch
Diameter :	16mm	16mm	16mm	16mm	16mm	16mm
Holes Pitch :	50mm	50mm	50mm	50mm	50mm	50mm
Thickness :	15mm/11mm	15mm/11mm	15mm	15mm	15mm	15mm





### Client experience with FIXTO Tables

"Embark on an unparalleled journey of seamless sophistication with FIXTO Tables, where elegance meets functionality, transforming every interaction into an unforgettable experience"



### How To Start Making Fixture With FIXTO Welding Tables & Clamps

"Unlock your welding potential with FIXTO Welding Tables & Clamps. Begin crafting precision fixtures effortlessly, forging your path to masterful metalwork"




### FIXTO Rotary Positioner Application

"Unlocking precision and efficiency, FIXTO Rotary Positioner Application seamlessly orchestrates seamless rotation for optimal workflow dynamics."



### FIXTO Welcart Application

"FIXTO Welcart Application: Seamlessly merging innovation with simplicity, empowering businesses to thrive in the digital commerce landscape."



### How to join two welding tables together

"Fuse your welding tables seamlessly by aligning their edges and welding them with precision, ensuring a sturdy and unified workspace for your crafting endeavors."



### DJS Racing Team Experience With FIXTO

"Embark on the exhilarating journey with DJS Racing Team as they harness the power of FIXTO, revolutionizing their racing experience with precision and speed, blazing trails on the track like never before."



### Please click/touch on the link to play the video

VIDEO GALLERY [FIXTO D28 Series in action](#)

"Unlock limitless precision with the Multiple Fixto Giant Series Table, the ultimate solution for VMC machine panel box fixturing. Elevate your machining capabilities with unparalleled stability and versatility."



### FIXTO MAGPRO Application Please click/touch on the link to play the video

"Transforming mundane tasks into extraordinary experiences, FIXTO MAGPRO is your digital companion for seamless organization and productivity. With its intuitive interface and powerful features, it's your key to unlocking efficiency in every aspect of your life."





In the bustling heart of innovation, where creativity dances with technology, there exists a company that not only fixes problems but also knits together dreams and realities. Welcome to the world of **Fixto**, where each day unfolds as a canvas for innovation, and every challenge is an opportunity waiting to be seized.



Picture this: a team of diverse minds, each bringing their unique perspective to the table. Engineers, designers, thinkers, and dreamers collaborate seamlessly, fueled by the shared vision of making the world a better place, one solution at a time. This is the essence of **Fixto** a synergy of intellect and passion.



At the core of **Fixto** ethos lies a commitment to excellence. Whether it's designing cutting-edge software solutions, engineering sustainable infrastructure, or crafting user-centric experiences, Fixto sets the bar high and then surpasses it with ease. But it's not just about meeting expectations; it's about exceeding them in ways that leave a lasting impact.




➤ Please click/touch on the  link to play the video

In the real of technology, **Fixto** stands as a beacon of innovation. With a finger on the pulse of emerging trends and a knack for anticipating future needs, Fixto doesn't just follow the curve—it shapes it. From artificial intelligence to blockchain, from virtual reality to renewable energy, **Fixto** harnesses the power of technology to forge a path towards a brighter tomorrow.



FIXTO®





The INTEC 2022 exhibition was a resounding success, a vibrant tapestry of innovation and collaboration. Each booth was a beacon of cutting-edge technology and forward-thinking solutions, drawing in crowds eager to glimpse the future of the industry.


From groundbreaking product launches to thought-provoking discussions, the event buzzed with excitement and possibility.

Connections were forged, ideas were sparked, and by the end, it was clear that INTEC 2022 had not just showcased the future but had actively shaped it.

The success of the exhibition set a new benchmark, leaving everyone inspired and eagerly anticipating what comes next.








The INTEC 2022 exhibition dazzled attendees with a spectacular showcase of the latest advancements and innovations.

The atmosphere was electric, with industry leaders, experts, and enthusiasts coming together to explore and celebrate cutting-edge technology. The exhibition floor was a kaleidoscope of creativity, where new ideas came to life and visionary solutions took center stage.

Engaging presentations and dynamic demonstrations captivated the audience, highlighting the transformative potential of emerging technologies.











The IMTEX 2024 exhibition marked a milestone of success, as industry leaders and innovators converged to showcase ground breaking advancements and foster invaluable connections.

The event buzzed with excitement and inspiration, leaving an indelible mark on attendees and participants alike, solidifying its reputation as a premier platform for medical technology excellence.

At the IMTEC 2022 exhibition, a tapestry of innovation and collaboration unfolded, transforming the event into a spectacular showcase of cutting-edge medical technologies.







Celebrating 12 years of unparalleled success, **FIXTO** has woven a legacy of innovation, trust, and excellence.

From its humble beginnings to becoming a beacon of industry leadership, **FIXTO** journey has been a testament to unwavering dedication and visionary foresight.

Over the past dozen years, we've transformed challenges into triumphs, continuously pushing the boundaries to deliver exceptional solutions. Our success story is not just about milestones but about the relationships we've built, the lives we've impacted, and the future we're shaping together.







We are thrilled to announce that our CEO, Mr. Amit Dhuru, has been honored with the Best Innovation Award.

This prestigious accolade was presented by the Industrial Minister, Mr. Uday Samant.

This recognition highlights Mr. Dhuru's exceptional leadership and the innovative strides our company has made under his guidance.

It underscores our commitment to pioneering solutions and driving industry progress.

Congratulations to Mr. Dhuru and the entire team for this remarkable achievement







The event was a vibrant display of innovation, where live demos of elevator fixtures, genset bases, and modular furniture metal structures offered a glimpse into the future of industrial automation.



The Automation Expo 2024 exhibition marked a milestone of success, as industry leaders and innovators converged to showcase ground breaking advancements and foster invaluable connections.



The Automation Expo 2024 proved to be a landmark event, bringing together industry pioneers and visionaries to showcase state-of-the-art automation solutions and foster invaluable partnerships.



The exhibition buzzed with excitement as cutting-edge technologies in base frames, fixtures, and advanced welding tables took center stage, captivating attendees from across the globe.



AUTOMATION EXPO





Participants left inspired by the possibilities and empowered by the connections made, solidifying the expo's reputation as a premier platform for automation excellence.



The Automation Expo 2024 was a resounding success, setting new benchmarks for innovation and technological advancement in the world of industrial automation.




Bringing together the brightest minds and leading companies, the expo offered a dynamic platform for showcasing cutting-edge technologies and fostering meaningful collaborations.



The Automation Expo 2024 also served as a hub for industry collaboration. Entrepreneurs, engineers, and decision-makers gathered to discuss the future of automation, forming connections that will drive the industry forward.




The Automation Expo 2024 exhibition marked a milestone of success, as industry leaders and innovators converged to showcase ground breaking advancements and foster invaluable connections.



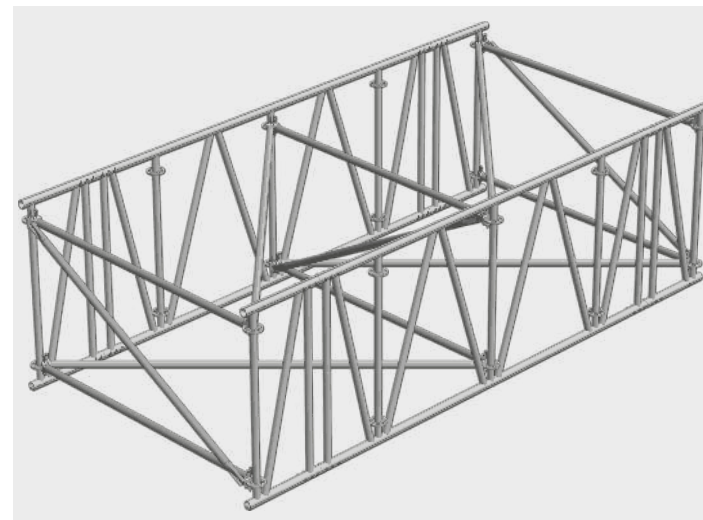
AUTOMATION EXPO





## ELECTRIC PANEL BOX FIXTURE

The future of electrical control with our Electric Panel Box Fixture 4.5. Designed to revolutionize the way you manage power distribution, this innovative fixture combines cutting-edge technology with seamless functionality. From its sleek design to its robust construction, every detail is crafted to ensure reliability and efficiency. Say goodbye to outdated systems and embrace the power of tomorrow with our Electric Panel Box Fixture 4.5. Experience the next level of electrical control today.




## FURNITURE INDUSTRY

In the bustling heart of creativity, the furniture industry weaves dreams into reality, crafting pieces that marry form and function with exquisite artistry. From the gentle curves of a mid-century modern chair to the sleek lines of a minimalist desk, each creation tells a story of craftsmanship and innovation. Step into a world where wood, metal, and fabric converge, shaping spaces and elevating lifestyles with every stroke of design genius.



## SCAFFOLDING FIXTURE

In the bustling city scape, where skyscrapers reach for the clouds, the scaffolding fixture stands as a silent sentinel, facilitating progress amidst the chaos. Its steel arms cradle workers as they weave their magic, transforming dreams into concrete reality. With each bolt tightened, it whispers tales of ambition and ambition realized, a temporary yet crucial bridge between vision and achievement.



Amidst the clamor of construction, the scaffolding fixture stands tall, a silent sentinel overseeing the birth of architectural marvels. Its steel embrace cradles the dreams of architects and builders, ascending skyward with each layer of progress. Like a spider's web spun with precision, it weaves safety and support into the fabric of urban landscapes. From its sturdy frame, workers gaze upon the evolving cityscape, their toil a testament to human ingenuity. In the symphony of construction, the scaffolding fixture orchestrates the dance of progress, its presence an emblem of resilience and ambition.








## SURGICAL PRODUCT

"Crafted with precision, our surgical product embodies the fusion of innovation and reliability, ensuring seamless performance in the hands of skilled professionals.

Engineered to exceed expectations, it stands as a beacon of trust in the realm of medical excellence, enhancing patient care with every delicate touch."



## FRENCH DOOR FIXTURE

Step into elegance with our French door fixtures, where sophistication meets functionality. Crafted with meticulous attention to detail, these fixtures seamlessly blend style with convenience, adding a touch of continental charm to your home. your space with the time lessallure of French door fixtures.



## AUTO MOBILE INDUSTRY


In the bustling realm of automotive innovation, each engine hums a symphony of progress, echoing the evolution of mobility. From sleek designs to revolutionary technologies, the auto industry paves the road towards a future where transportation transcends boundaries. With each turn of the wheel, a journey unfolds, merging craftsmanship with the thrill of exploration.



In the bustling landscape of innovation, the auto industry stands as a beacon of transformation, merging cutting-edge technology with timeless design. From sleek electric vehicles whispering down urban streets to rugged off-road adventurers conquering untamed terrains, every automobile is a testament to human ingenuity. With each turn of the wheel, we navigate not just roads, but a future where sustainability and efficiency steer the course. Behind the gleaming chrome and polished surfaces lies a symphony of engineering marvels, propelling us forward into a world of endless possibilities. In this dynamic realm, the auto industry isn't just about transportation; it's a canvas where dreams are crafted, and journeys are born.








## FITNESS EQUIPMENT FIXTURE

Step onto the stage of your fitness journey with the assurance of flawless performance. Our fitness equipment fixtures are the steadfast anchors, ensuring each lift, each stride, and each rep is executed with precision. Elevate your workout experience, harnessing the power of stability and reliability.




## AGRICULTURE PRODUCTS

In the golden fields kissed by the sun, where earth and sky meet, agriculture blooms. From the humble grains that sustain us to the vibrant fruits bursting with flavor, each harvest tells a story of dedication and abundance. In every bite, we taste the richness of the land and the labor of those who nurture it.



## BAKERY PRODUCTS

"Step into our bakery and let the aroma of freshly baked breads and pastries whisk you away to a world of delight. From flaky croissants to decadent cakes, each bite tells a story of craftsmanship and passion. Indulge in our array of sweet and savory treats, where every crumb is a testament to our dedication to the art of baking."



Step into our bakery, where each pastry is a work of art, crafted with care and passion. From flaky croissants to indulgent cupcakes, every bite is a journey of flavor. Let the aroma of freshly baked bread envelop you as you explore our array of delights. Whether you crave something sweet or savory, our bakery has something to satisfy every palate. Treat yourself to a taste of happiness today.








## > VMC MACHINE PANEL FIXTURE

In the heart of the workshop, the VMC machine panel fixture stands tall, a sentinel of precision and efficiency. Its intricate design, meticulously crafted, orchestrates the dance of metal and machinery with seamless grace. Within its grasp, the chaos of raw transforms into the symphony of finely honed parts, embodying the essence of industrial artistry.



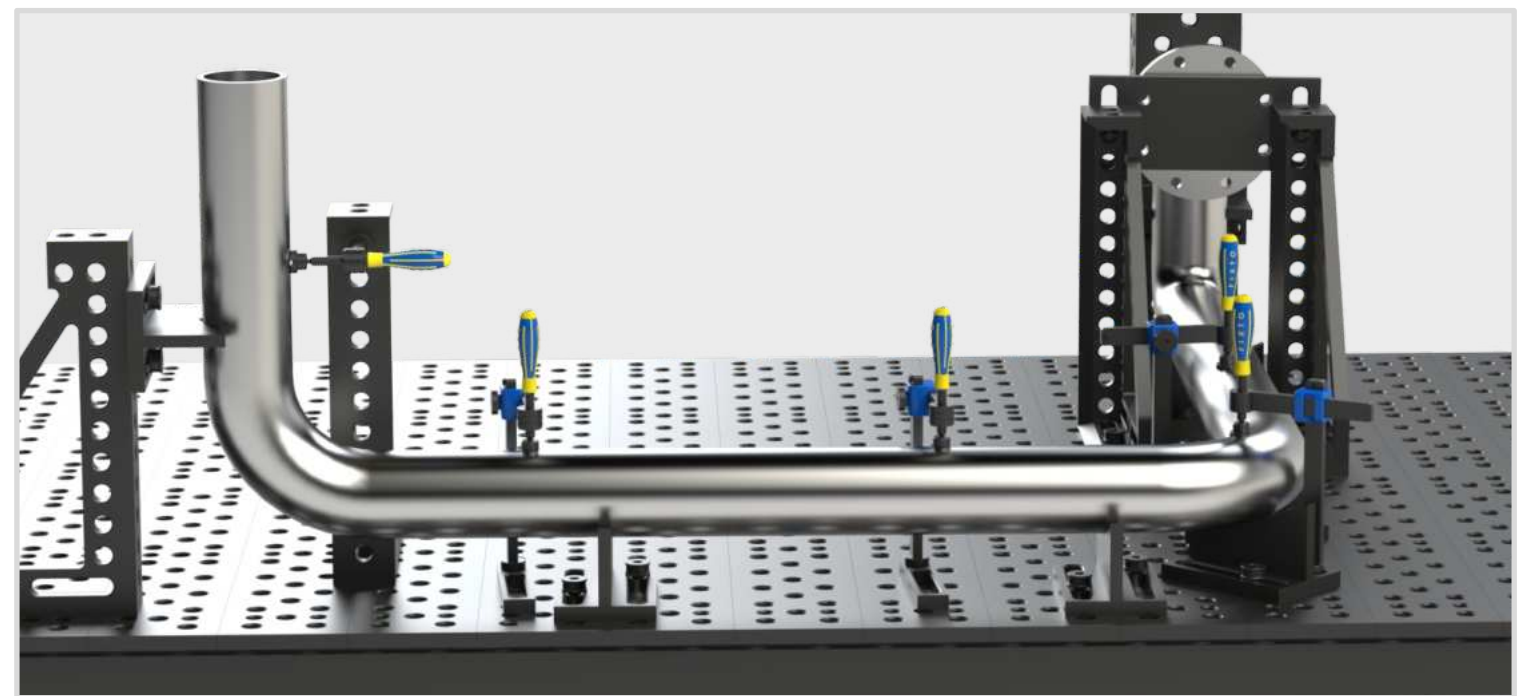
## > MIVAN FRAME FIXTURE

In the bustling workshop of innovation, the Mivan Frame Fixture stands as a testament to precision engineering, sculpting concrete into architectural wonders with seamless efficiency. Like a conductor orchestrating a symphony, it harmonizes form and function, shaping structures that defy conventional boundaries. With each measured movement, it etches a legacy of craftsmanship, melding strength and beauty in perfect balance.



## > OIL & GAS INDUSTRY



In the dance of exploration, where earth meets sky, the Oil & Gas industry orchestrates a symphony of innovation, drilling through layers of time to unearth the lifeblood of modern civilization. From the depths of ancient reservoirs to the heights of cutting-edge technology, it fuels our world with power, progress, and possibility. Amidst the turbulence of global markets, it remains the bedrock of energy, shaping economies and forging the future.



In the vast expanse of the Earth's crust, a dance of industry unfolds, where man's ingenuity meets the ancient forces of nature. From the depths of the ocean to the heart of the desert, the oil and gas industry extracts the lifeblood of modern civilization. Each rig a sentinel, each pipeline a lifeline, weaving a network that powers the world's progress. Yet, amidst the towering derricks and whirring machinery, there lies a delicate balance between innovation and environmental stewardship. In this realm of black gold, the quest for energy intertwines with the imperative of sustainability, shaping the future we forge for generations to come.







## > CNC MACHINE BASIC TRAY FIXTURE

"Crafting precision with every cut, the CNC machine transforms raw material into artistry, guided by the innovative tray fixture, ensuring stability and accuracy in every intricate design."

## > COIL FEEDER BASE FRAME FIXTURE

"In the heart of manufacturing prowess, the Coil Feeder Base Frame Fixture stands as the silent architect, orchestrating precision and stability, ensuring seamless production rhythms."

## > 2 TABLE JOINING APPLICATION

"Unlock the power of seamless data integration with our innovative 2 Table Joining Application. Seamlessly merge data sets, uncover insights, and streamline your workflow with ease."



## > METRO PROJECT ON 4m x 2m TABLE

On a modest 4m x 2m table, a miniature metropolis unfolds, where tiny trains traverse intricate tracks, weaving through bustling neighbour hoods and towering skyscrapers. Witness the magic of urban ingenuity condensed into a captivating metro project, a testament to the grandeur of human imagination in compact form.

## > TANK WITH FLAME FIXTURE

In the heart of battle, where steel meets fury, the tank with its flame fixture roars like a dragon, igniting victory with every fiery breath.

## > TEXTILE WARPING MACHINE FIXTURE

In the rhythmic dance of threads, the textile warping machine fixture stands as a steadfast conductor, weaving precision into every intricate pattern, stitching dreams into reality. With meticulous alignment and unwavering strength, it transforms raw fibers into the fabric of imagination, ready to drape the world in elegance.







## > MULTIPLE FIXTO GIANT SERIES TABLE FOR VMC MACHINE PANEL BOX FIXTURING

"Unlock limitless precision with the Multiple Fixto Giant Series Table, the ultimate solution for VMC machine panel box fixturing. Elevate your machining capabilities with unparalleled stability and versatility."



## > SPM MACHINE PANEL FIXTURE WITH POSITIONER

Step into precision engineering with our SPM Machine Panel Fixture equipped with Positioner, seamlessly aligning components for flawless production lines. Revolutionize your manufacturing process with unparalleled accuracy and efficiency.



## > DEFENCE PROJECT WITH L&T

In a groundbreaking collaboration, L&T joins forces with defense experts to embark on a transformative project, aimed at fortifying national security. With precision engineering and innovation at its core, this venture promises cutting-edge solutions to safeguard borders and bolster defense capabilities. Together, L&T and defense strategists envision a future where advanced technologies and strategic planning converge to ensure sovereignty and protection. This partnership heralds a new era of defense innovation, where ingenuity meets resilience on the frontline of security. From concept to deployment, this joint endeavor exemplifies the synergy between industry leaders and national defense, forging a formidable shield against emerging threats.







### > Hospital Bed frame on Robotic Positioner

In the bustling hospital room, a silent sentinel stands guard a Hospital Bed frame on Robotic Positioner. With precision to a maestro's hand, it orchestrates the delicate dance of patient comfort, seamlessly adjusting angles and elevations. In its gentle movements lies the promise of healing, a silent partner in the journey toward recovery..



### > Specialized Robotic Application for Indian Government with **FIXTO** welding table & clamping elements

In the bustling real of technological advancements, the marriage of robotics and welding stands as a testament to innovation's boundless possibilities. Within the heart of India's governmental infrastructure, a quiet revolution is underway, propelled by the sophisticated integration of **FIXTO** welding tables and clamping elements with state-of-the-art robotic applications.



# FIXTO® D16 SERIES





FIXTO BEST SELLER

NEW

D16 PRO FIXTO®


## MODULAR WELDING TABLES WITH STANDARD CLAMPING SET

### MODULAR WELDING TABLE 2D - W 1000 x D 1000 X H 750

Welding Table +24 Clamps + Free Accessories

» NWT 1010

WELDPACK1010



Model No.	Quantity
IC 200	4 Nos



Model No.	Quantity
RAB 121	4 Nos



Model No.	Quantity
BLB 27	12 Nos



Model No.	Quantity
SFS 1590	4 Nos

### FREE ACCESSORIES



Instruction Manual



Video Guide

[www.fixto.in](http://www.fixto.in) | 07770012075

FIXTO BEST SELLER

NEW

D16 PRO FIXTO®

## MODULAR WELDING TABLES WITH STANDARD CLAMPING SET

### MODULAR WELDING TABLE 3D - W 1500 x D 1000 X H 750

Welding Table +43 Clamps + Free Accessories

» HST 1510

WELDPACK1510



Model No.	Quantity
IC 200	6 Nos



Model No.	Quantity
DC 200	4 Nos




Model No.	Quantity
VB 90/120	4 Nos



Model No.	Quantity
RAB 121	6 Nos



Model No.	Quantity
BLB 27	15 Nos



Model No.	Quantity
SFS 1590	6 Nos



Model No.	Quantity
PL 100	2 Nos

### FREE ACCESSORIES



Instruction Manual



Video Guide

[www.fixto.in](http://www.fixto.in) | 07770012075



MODULAR WELDING TABLES WITH STANDARD CLAMPING SET


MODULAR WELDING TABLE 2D - W 2000 x D 1000 X H 750

Welding Table +70 Clamps + Free Accessories


NWT 2010




Model No. IC 200  
Quantity 8 Nos



Model No. DC 200  
Quantity 4 Nos



Model No. VB 90/120  
Quantity 4 Nos



Model No. RAB 121  
Quantity 6 Nos




Model No. RAB 725  
Quantity 4 Nos



Model No. BLB 27  
Quantity 24 Nos



Model No. BLB 24  
Quantity 8 Nos



Model No. SFS 1590  
Quantity 6 Nos



Model No. PL 100  
Quantity 4 Nos



Model No. RAB 153  
Quantity 2 Nos

FREE ACCESSORIES



Instruction Manual



Video Guide

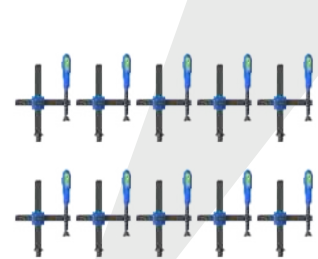
[www.fixto.in](http://www.fixto.in) | 07770012075

MODULAR WELDING TABLES WITH STANDARD CLAMPING SET

MODULAR WELDING TABLE 2D - W 2400 x D 1200 X H 750

Welding Table +90 Clamps + Free Accessories

NWT 1224



Model No. IC 200  
Quantity 10 Nos



Model No. DC 200  
Quantity 6 Nos



Model No. VB 90/120  
Quantity 4 Nos



Model No. RAB 121  
Quantity 8 Nos



Model No. RAB 725  
Quantity 4 Nos



Model No. BLB 27  
Quantity 24 Nos



Model No. BLB 24  
Quantity 12 Nos



Model No. BLB AUTO  
Quantity 8 Nos



Model No. SFS 1590  
Quantity 8 Nos



Model No. PL 100  
Quantity 4 Nos



Model No. RAB 153  
Quantity 2 Nos

FREE ACCESSORIES



Instruction Manual



Video Guide

[www.fixto.in](http://www.fixto.in) | 07770012075



FIXTO BEST SELLER

New



D16 PRO FIXTO®

MODULAR WELDING TABLES WITH STANDARD CLAMPING SET

MODULAR WELDING TABLE 2D - W 3000 x D 1500 X H 900

Welding Table +102 Clamps + Free Accessories

NWT 3015



Model No. IC 200 Quantity 14 Nos



Model No. DC 200 Quantity 8 Nos



Model No. VB 90/120 Quantity 6 Nos



Model No. RAB 121 Quantity 8 Nos




Model No. RAB 725 Quantity 6 Nos



Model No. BLB 27 Quantity 28 Nos




Model No. BLB 24 Quantity 14 Nos



Model No. SFS 1590 Quantity 8 Nos



Model No. PL 100 Quantity 6 Nos



Model No. RAB 153 Quantity 4 Nos

FREE ACCESSORIES



Instruction Manual



Video Guide

[www.fixto.in](http://www.fixto.in) | 07770012075

FIXTO BEST SELLER

New

D16 PRO FIXTO®

MODULAR WELDING TABLE 2D - W 1500 x D 1000 X H 750

In the world of precision and innovation, the tools you use define the quality of your work. Enter the revolutionary 5 Combo Modular Welding Table, a game-changer for professionals and enthusiasts alike.



Transform Your Workshop with the Versatile 2D - W 1500 x D 1000 X H 750

In the ever-evolving world of welding, having the right tools at your disposal can make all the difference. Enter the 5 Combo Modular Welding Table 2D – a game-changer for professionals seeking precision, efficiency, and adaptability in their craft.

Designed with meticulous attention to detail, this welding table is not just a work surface; it's a comprehensive solution that caters to the dynamic needs of modern welders.

FREE ACCESSORIES



Instruction Manual



Video Guide

[www.fixto.in](http://www.fixto.in) | 07770012075



## MODULAR WELDING TABLE 2D - W 2000 x D 1000 X H 900

In the world of precision and innovation, the tools you use define the quality of your work. Enter the revolutionary 5 Combo Modular Welding Table, a game-changer for professionals and enthusiasts alike.

COMBOPACK2010



### Transform Your Workshop with the Versatile 2D-W 2000 x D 1000 x H 900

Are you ready to revolutionize your welding projects? Meet the 2D-W 2000 x D 1000 x H 900 Modular Welding Table – the ultimate powerhouse that combines five functionalities into one robust, adaptable platform.

This isn't just a welding table; it's your new partner in precision, efficiency, and creativity.

#### FREE ACCESSORIES



Instruction Manual



Video Guide

[www.fixto.in](http://www.fixto.in) | 07770012075

## MODULAR WELDING TABLE 2D - W 1500 x D 3000 X H 750

In the world of precision and innovation, the tools you use define the quality of your work. Enter the revolutionary 5 Combo Modular Welding Table, a game-changer for professionals and enthusiasts alike.

COMBOPACK3015



### Transform Your Workshop with the Versatile 2D - W 1500 x D 3000 X H 750

Step into the future of welding with the 5 Combo Modular Welding Table from **FIXTO**, a true game-changer for professionals and hobbyists alike.

Engineered with precision and designed for flexibility, this table measures W 1500 x D 3000 x H 750, offering a robust and expansive workspace that adapts to your every need.

#### FREE ACCESSORIES



Instruction Manual



Video Guide

[www.fixto.in](http://www.fixto.in) | 07770012075




»

EXTREME WELDING TABLE 2D - W 2000 x D 1000 X H 750

Welding Table +43 Clamps + Free Accessories

» XT 2D 2010

WELDPACK2010



Model No.

Quantity

RIC 200

6 Nos



Model No.

Quantity

DC 200

4 Nos



Model No.

Quantity

VB 90/120

4 Nos



Model No.

Quantity

RAB 121

6 Nos



Model No.

Quantity

BLB 27

15 Nos



Model No.

Quantity

SFS 1590

6 Nos



Model No.

Quantity

PL 100

2 Nos

»

FREE ACCESSORIES



Instruction Manual



Video Guide

www.fixto.in | 07770012075



»

EXTREME WELDING TABLE 3D - W 2000 x D 1000 X H 750

Welding Table +70 Clamps + Free Accessories

» XT 3D 2010

WELDPACK2010



Model No.

Quantity

RIC 200

8 Nos



Model No.

Quantity

DC 200

4 Nos




Model No.

Quantity

VB 90/120

4 Nos



Model No.

Quantity

RAB 121

6 Nos



Model No.

Quantity

RAB 725

4 Nos



Model No.

Quantity

BLB 27

24 Nos




Model No.

Quantity

BLB 24

8 Nos



Model No.

Quantity

SFS 1590

6 Nos



Model No.

Quantity

PL 100

4 Nos



Model No.

Quantity

RAB 153

2 Nos

»

FREE ACCESSORIES



Instruction Manual



Video Guide

www.fixto.in | 07770012075




MODULAR WELDING TABLES WITH STANDARD CLAMPING SET

» **ULTIMATE WELDING TABLE 2D - W 2000 x D 1000 X H 750**

Welding Table +43 Clamps + Free Accessories

» **UT 2D 2010**

**WELDPACK2010**



Model No. Quantity  
RIC 200 6 Nos



Model No. Quantity  
DC 200 4 Nos




Model No. Quantity  
VB 90/120 4 Nos



Model No. Quantity  
RAB 121 6 Nos



Model No. Quantity  
BLB 27 15 Nos



Model No. Quantity  
SFS 1590 6 Nos



Model No. Quantity  
PL 100 2 Nos

» **FREE ACCESSORIES**



Instruction Manual



Video Guide

[www.fixto.in](http://www.fixto.in) | 07770012075


MODULAR WELDING TABLES WITH STANDARD CLAMPING SET

» **ULTIMATE WELDING TABLE 3D - W 2000 x D 1000 X H 750**

Welding Table +70 Clamps + Free Accessories

» **UT 3D 2010**

**WELDPACK2010**




Model No. Quantity  
RIC 200 8 Nos



Model No. Quantity  
DC 200 4 Nos



Model No. Quantity  
VB 90/120 4 Nos



Model No. Quantity  
RAB 121 6 Nos




Model No. Quantity  
RAB 725 4 Nos



Model No. Quantity  
BLB 27 24 Nos



Model No. Quantity  
BLB 24 8 Nos



Model No. Quantity  
SFS 1590 6 Nos



Model No. Quantity  
PL 100 4 Nos



Model No. Quantity  
RAB 153 2 Nos

» **FREE ACCESSORIES**



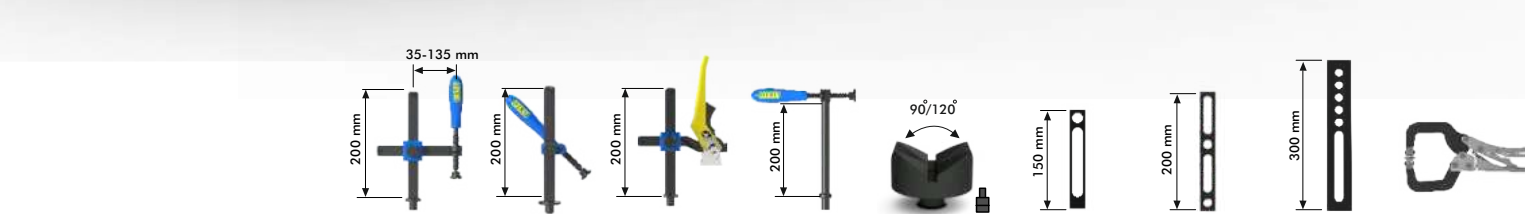
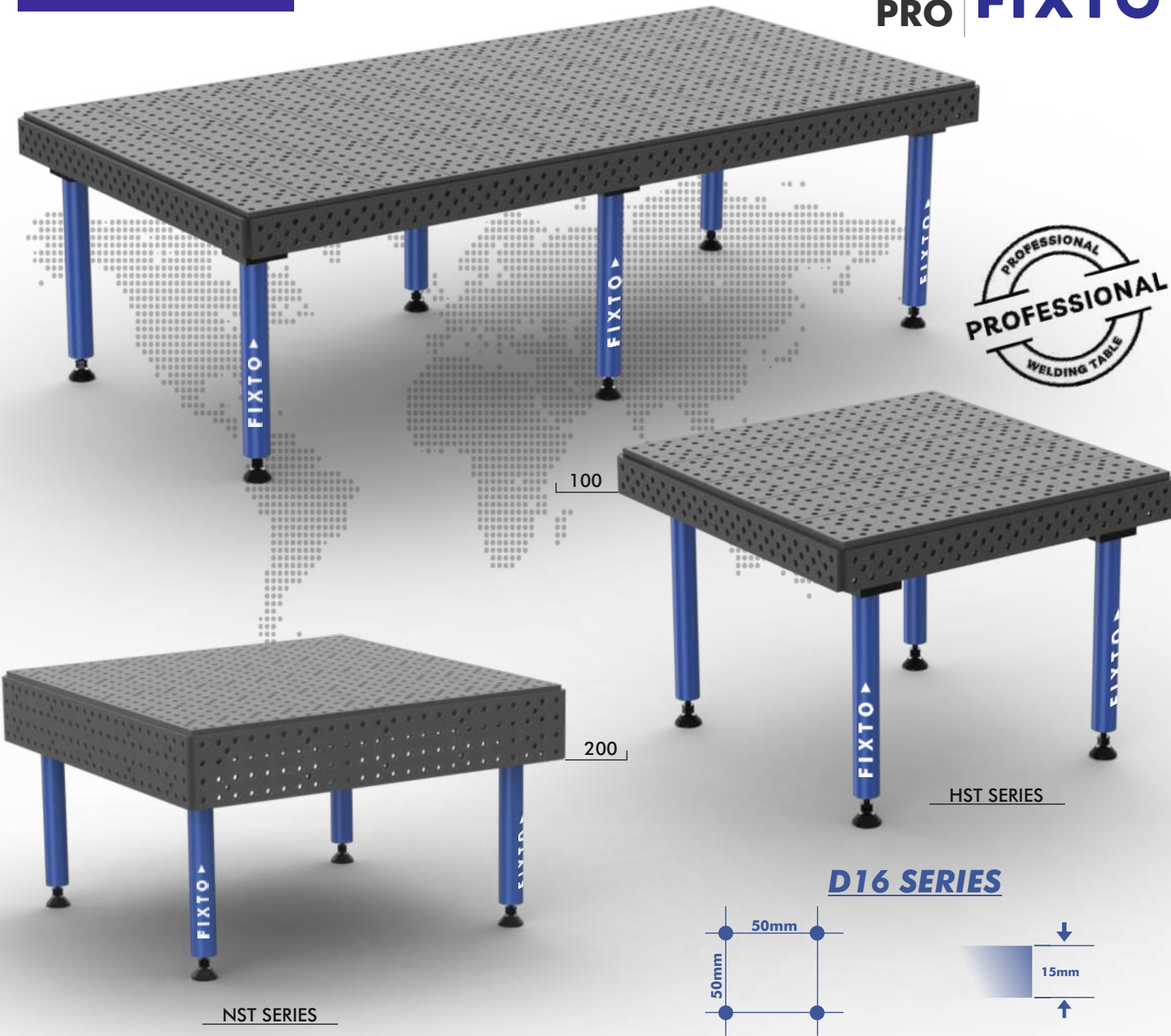
Instruction Manual



Video Guide


[www.fixto.in](http://www.fixto.in) | 07770012075



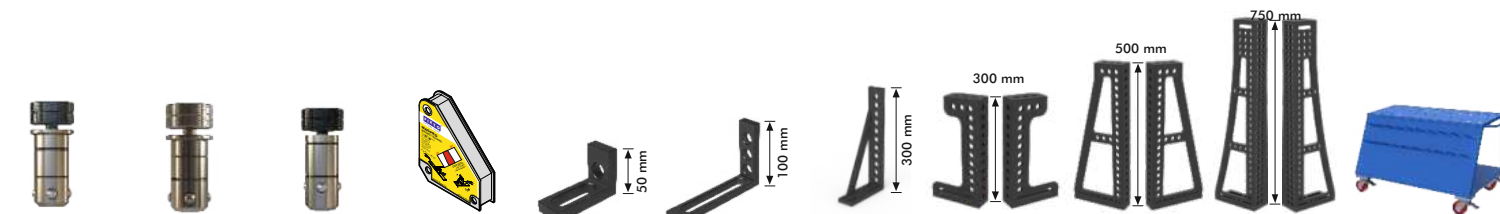


CLAMP SET	IC 200	DC 200	RIC 200	SW 200	VB 90/120	SFS 1590	SFS 2050	SFS 3100	PL 100
SET A ( 28 NOS )	4 x					4 x			
SET A+ ( 48 NOS )	6 x	2 x			4 x	4 x			4 x
SET B ( 70 NOS )	8 x	4 x			4 x	6 x			4 x
SET B+ ( 92 NOS )	10 x	6 x		2 x	4 x	8 x			4 x
SET C ( 119 NOS )	14 x	6 x		4 x	6 x	8 x	4 x		6 x
SET C+ ( 157 NOS )	16 x	10 x		4 x	8 x	8 x	6 x	4 x	6 x
UNIVERSAL EXTREME ( 185 NOS )	16 x	10 x	10 x	6 x	10 x	10 x	6 x	4 x	6 x
UNIVERSAL ULTIMATE ( 206 NOS )	16 x	10 x	12 x	6 x	10 x	12 x	6 x	4 x	6 x

LEG TYPES



	Model No	Table Legs	Length	Width	3D Side Plate Height	Weight	Loading Capacity
<b>Nitrided 3D Welding Table</b> with standard leg height 750 or 900	HST1010	4	1000	1000	100	220 kg	800 kg
	NST1010				200	312 kg	
<b>Nitrided 3D Welding Table</b> with standard leg height 750 or 900	HST1212	4	1200	1200	100	294 kg	1000 kg
	NST1212				200	370 kg	
<b>Nitrided 3D Welding Table</b> with standard leg height 750 or 900	HST1510	4	1500	1000	100	289 kg	1000 kg
	NST1510				200	395 kg	
<b>Nitrided 3D Welding Table</b> with standard leg height 750 or 900	HST2010	6	2000	1000	100	402 kg	1800 kg
	NST2010				200	514 kg	
<b>Nitrided 3D Welding Table</b> with standard leg height 750 or 900	HST2015	6	2000	1500	100	548 kg	2000 kg
	NST2015				200	660 kg	
<b>Nitrided 3D Welding Table</b> with standard leg height 750 or 900	HST1224	6	2400	1200	100	543 kg	2000 kg
	NST1224				200	756 kg	
<b>Nitrided 3D Welding Table</b> with standard leg height 750 or 900	HST3015	6	3000	1500	100	912 kg	3000 kg
	NST3015				200	1020 kg	





LEG TYPES



Legs + Leveling Pad  
(Included With Table)



Legs + Castor wheel with  
Breaking System



Telescopic Legs + Leveling Pad





Telescopic Legs + Wheel With  
Breaking System



	Model No	Table Legs	Length	Width	Weight	Loading Capacity
Nitrided 2D Welding Table with standard leg height 750 or 900	NWT1010	4	1000	1000	198 kg	800 kg
Nitrided 2D Welding Table with standard leg height 750 or 900	NWT1212	4	1200	1200	270 kg	1000 kg
Nitrided 2D Welding Table with standard leg height 750 or 900	NWT1510	4	1500	1000	275 kg	1000 kg
Nitrided 2D Welding Table with standard leg height 750 or 900	NWT2010	6	2000	1000	375 kg	1800 kg
Nitrided 2D Welding Table with standard leg height 750 or 900	NWT2015	6	2000	1500	555 kg	2000 kg
Nitrided 2D Welding Table with standard leg height 750 or 900	NWT1224	6	2400	1200	550 kg	2000 kg
Nitrided 2D Welding Table with standard leg height 750 or 900	NWT3015	6	3000	1500	801 kg	3000 kg

D16 SERIES




CLAMP SET	IC 200	DC 200	RIC 200	SW 200	VB 90/120	SFS 1590	SFS 2050	SFS 3100	PL 100	BLB 27	BLB 24	BLB AUTO	MAG PRO	RAB 725	RAB 121	RAB 153	BRAB 300	BRAB 500	BRAB 750	Tool Trolley
SET A ( 28 NOS )	4 x					4 x				12 x				4 x	4 x					
SET A+ ( 48 NOS )	6 x	2 x			4 x	4 x			4 x	18 x				4 x	4 x	2 x				
SET B ( 70 NOS )	8 x	4 x			4 x	6 x			4 x	24 x	8 x			4 x	6 x	2 x				
SET B+ ( 92 NOS )	10 x	6 x		2 x	4 x	8 x			4 x	24 x	12 x	8 x		4 x	8 x	2 x				
SET C ( 119 NOS )	14 x	6 x		4 x	6 x	8 x	4 x		6 x	30 x	12 x	10 x	2 x	4 x	8 x	4 x				1 x
SET C+ ( 157 NOS )	16 x	10 x		4 x	8 x	8 x	6 x	4 x	6 x	36 x	22 x	12 x	4 x	8 x	8 x	4 x				1 x
UNIVERSAL EXTREME ( 185 NOS )	16 x	10 x	10 x	6 x	10 x	10 x	6 x	4 x	6 x	36 x	22 x	12 x	4 x	10 x	12 x	4 x	2 x	2 x	2 x	1 x
UNIVERSAL ULTIMATE ( 206 NOS )	16 x	10 x	12 x	6 x	10 x	12 x	6 x	4 x	6 x	40 x	24 x	15 x	4 x	12 x	12 x	4 x	4 x	4 x	4 x	1 x



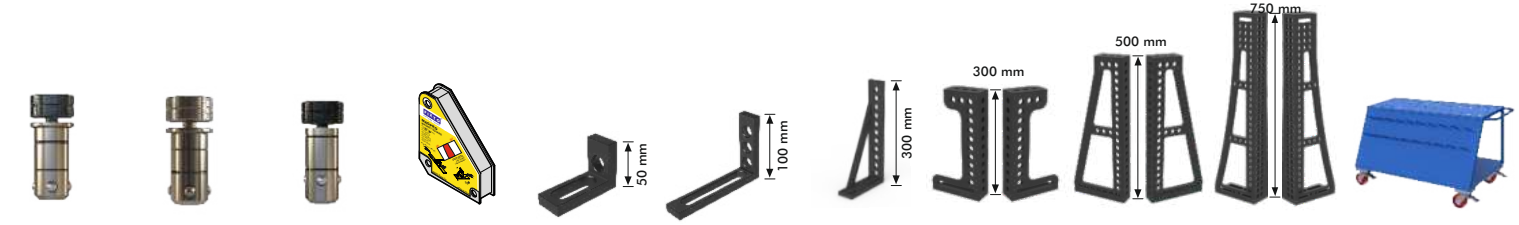


CLAMP SET	IC 200	DC 200	RIC 200	SW 200	VB 90/120	SFS 1590	SFS 2050	SFS 3100	PL 100	BLB 27	BLB 24	BLB AUTO	MAG PRO	RAB 725	RAB 121	RAB 153	BRAB 300	BRAB 500	BRAB 750	Tool Trolley
SET A ( 28 NOS )	4 x					4 x				12 x				4 x	4 x					
SET A+( 48 NOS )	6 x	2 x			4 x	4 x			4 x	18 x				4 x	4 x	2 x				
SET B ( 70 NOS )	8 x	4 x			4 x	6 x			4 x	24 x	8 x			4 x	6 x	2 x				
SET B+ ( 92 NOS )	10 x	6 x		2 x	4 x	8 x			4 x	24 x	12 x	8 x		4 x	8 x	2 x				
SET C ( 119 NOS )	14 x	6 x		4 x	6 x	8 x	4 x		6 x	30 x	12 x	10 x	2 x	4 x	8 x	4 x				1 x
SET C+ ( 157 NOS )	16 x	10 x		4 x	8 x	8 x	6 x	4 x	6 x	36 x	22 x	12 x	4 x	8 x	8 x	4 x				1 x
UNIVERSAL EXTREME ( 185 NOS )	16 x	10 x	10 x	6 x	10 x	10 x	6 x	4 x	6 x	36 x	22 x	12 x	4 x	10 x	12 x	4 x	2 x	2 x	2 x	1 x
UNIVERSAL ULTIMATE ( 206 NOS )	16 x	10 x	12 x	6 x	10 x	12 x	6 x	4 x	6 x	40 x	24 x	15 x	4 x	12 x	12 x	4 x	4 x	4 x	4 x	1 x

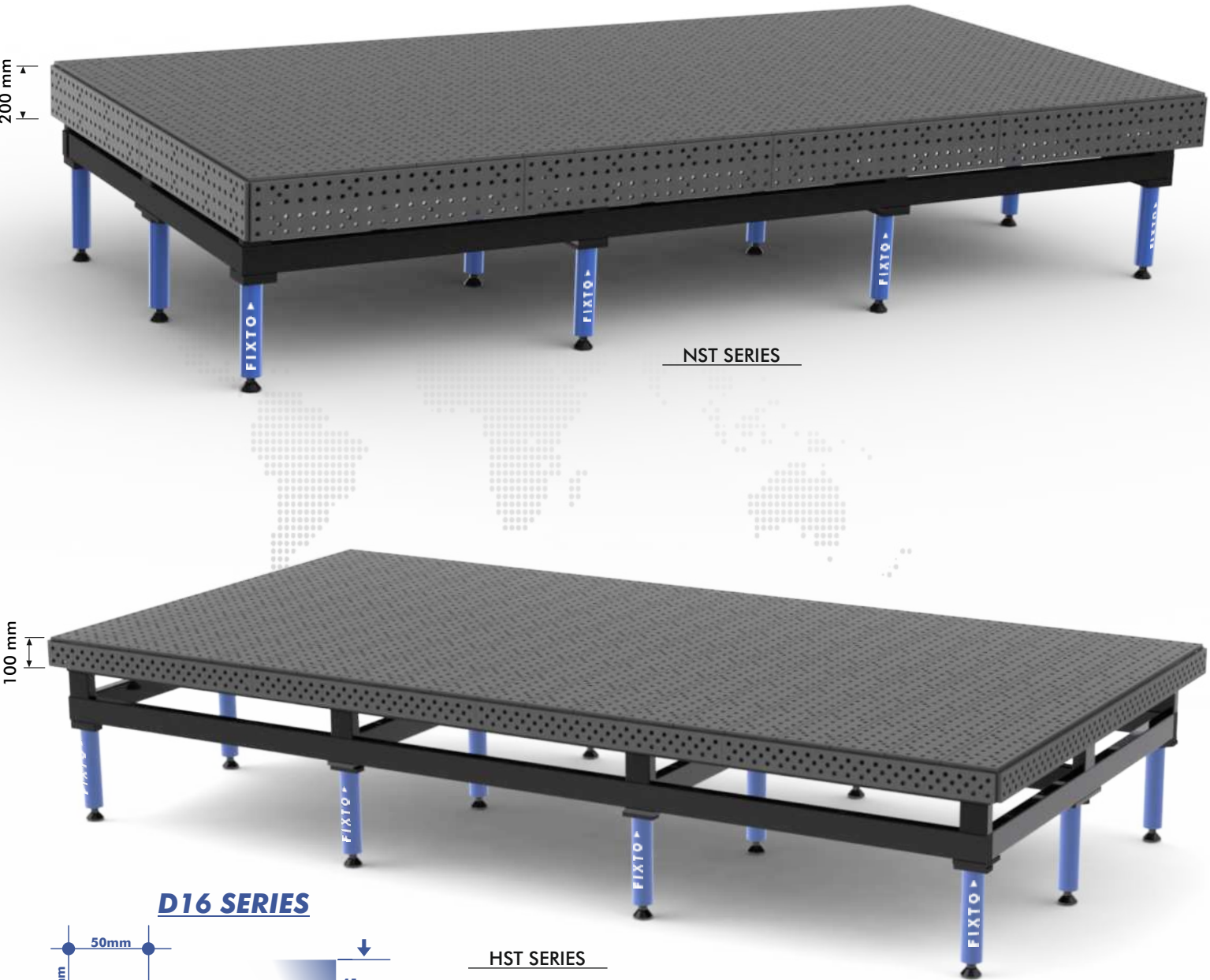
LEG TYPES



	Model No	Table Legs	Length	Width	Loading Capacity
Nitrided 2D Slotted Welding Table with standard leg height 750 or 900	SLT1010	4	1000	950	800 kg
Nitrided 2D Slotted Welding Table with standard leg height 750 or 900	SLT1212	4	1200	1200	1000 kg
Nitrided 2D Slotted Welding Table with standard leg height 750 or 900	SLT1510	4	1500	950	1000 kg
Nitrided 2D Slotted Welding Table with standard leg height 750 or 900	SLT2010	6	2000	950	1800 kg
Nitrided 2D Slotted Welding Table with standard leg height 750 or 900	SLT2015	6	1950	1500	2000 kg
Nitrided 2D Slotted Welding Table with standard leg height 750 or 900	SLT2412	6	2450	1200	2000 kg
Nitrided 2D Slotted Welding Table with standard leg height 750 or 900	SLT3015	6	2950	1500	3000 kg







HST SERIES

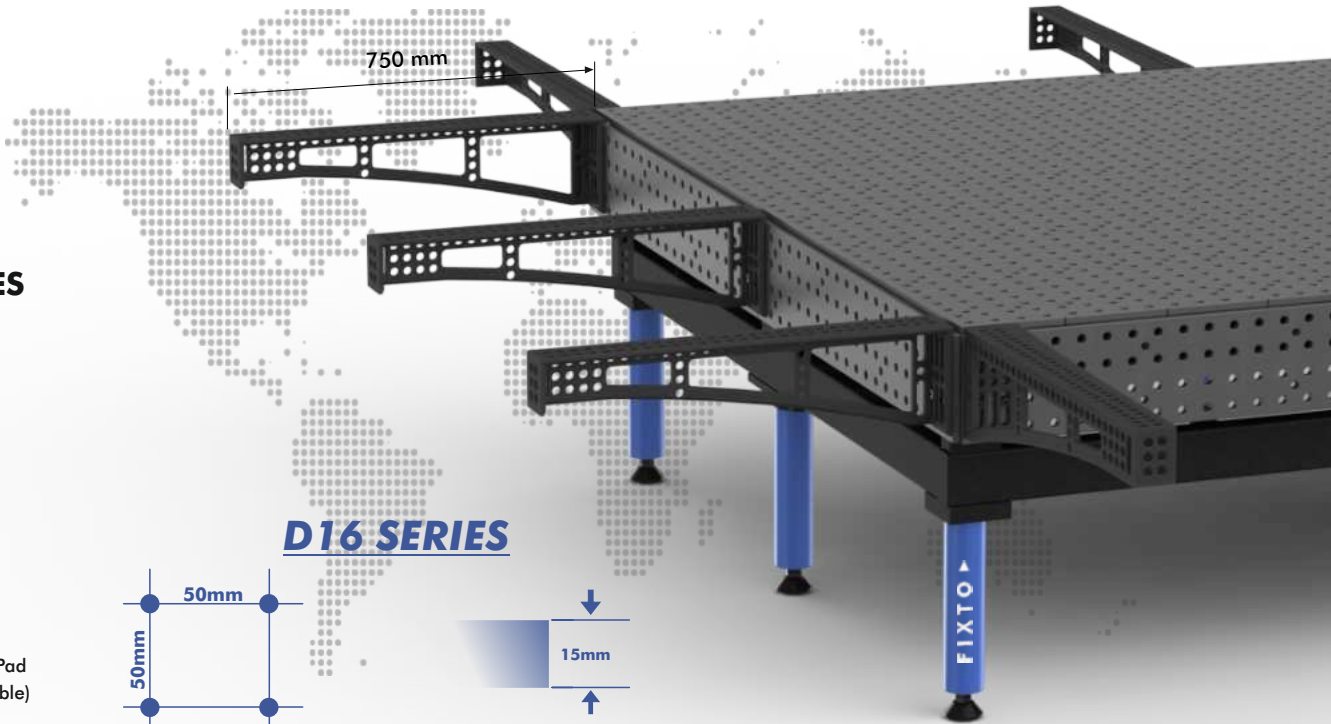
LEG TYPES



Legs + Leveling Pad  
(Included With Table)



Extension option with Cast Angle (BRAB 750)



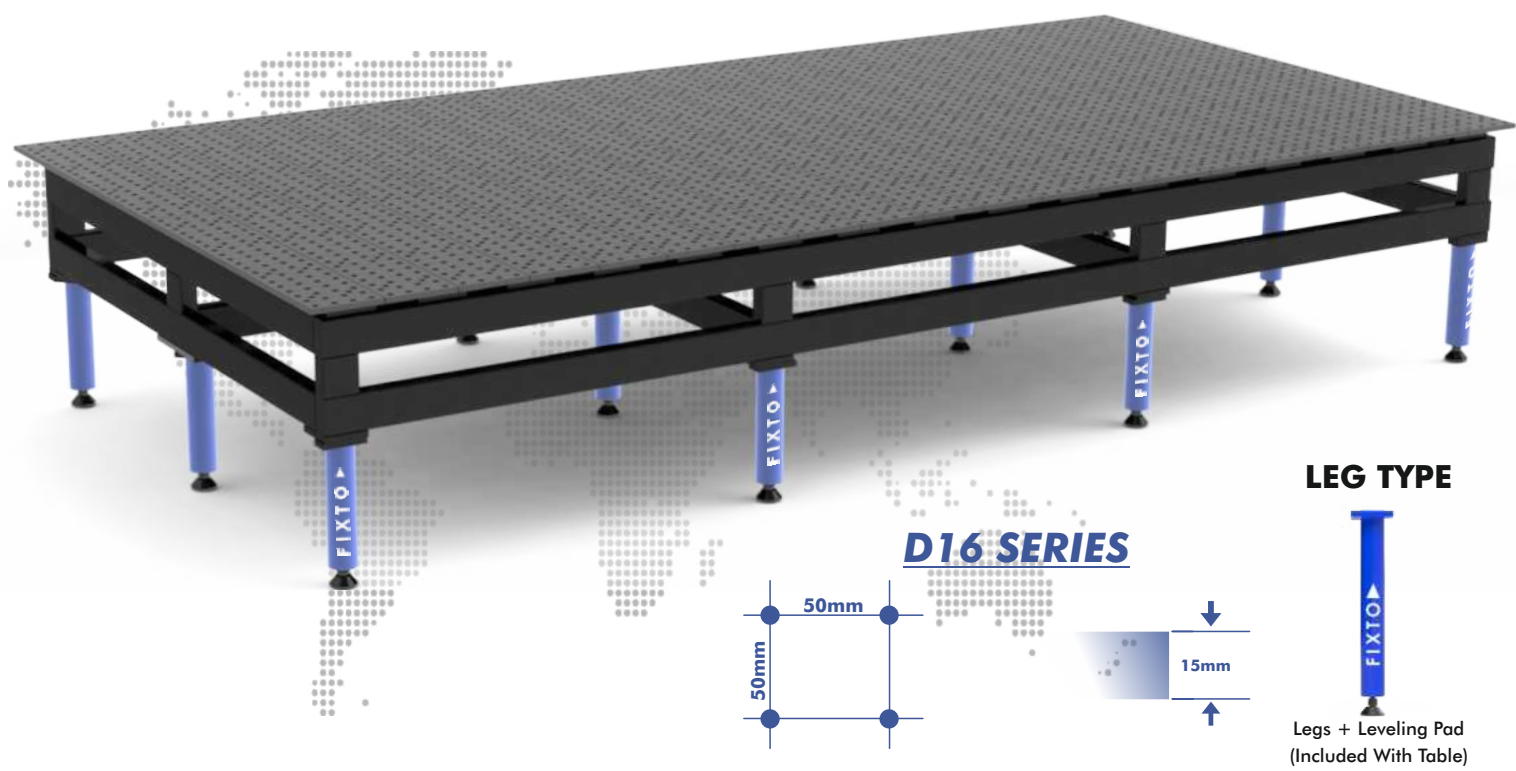
	Model No	Table Legs	Length	Width	3D Side Plate Height	Loading Capacity
<b>Nitrided 3D Giant Welding Table</b> with standard leg height 750 or 900	HST2020	12	2000	2000	100	3000 kg
	NST2020				200	
<b>Nitrided 3D Giant Welding Table</b> with standard leg height 750 or 900	HST2030	12	3000	2000	100	4000 kg
	NST2030				200	
<b>Nitrided 3D Giant Welding Table</b> with standard leg height 750 or 900	HST2040	12	4000	2000	100	5000 kg
	NST2040				200	

CLAMP SET	IC 200	DC 200	RIC 200	SW 200	VB 90/120	SFS 1590	SFS 2050	SFS 3100	PL 100	BLB 27	BLB 24	BLB AUTO	MAG PRO	RAB 725	RAB 121	RAB 153	BRAB 300	BRAB 500	BRAB 750	Tool Trolley
SET A ( 28 NOS )	4 x					4 x				12 x				4 x	4 x					
SET A+ ( 48 NOS )	6 x	2 x			4 x	4 x			4 x	18 x				4 x	4 x	2 x				
SET B ( 70 NOS )	8 x	4 x			4 x	6 x			4 x	24 x	8 x			4 x	6 x	2 x				
SET B+ ( 92 NOS )	10 x	6 x		2 x	4 x	8 x			4 x	24 x	12 x	8 x		4 x	8 x	2 x				
SET C ( 119 NOS )	14 x	6 x		4 x	6 x	8 x	4 x		6 x	30 x	12 x	10 x	2 x	4 x	8 x	4 x				1 x
SET C+ ( 157 NOS )	16 x	10 x		4 x	8 x	8 x	6 x	4 x	6 x	36 x	22 x	12 x	4 x	8 x	8 x	4 x				1 x
UNIVERSAL EXTREME ( 185 NOS )	16 x	10 x	10 x	6 x	10 x	10 x	6 x	4 x	6 x	36 x	22 x	12 x	4 x	10 x	12 x	4 x	2 x	2 x	2 x	1 x
UNIVERSAL ULTIMATE ( 206 NOS )	16 x	10 x	12 x	6 x	10 x	12 x	6 x	4 x	6 x	40 x	24 x	15 x	4 x	12 x	12 x	4 x	4 x	4 x	4 x	1 x



2D GIANT WELDING TABLE

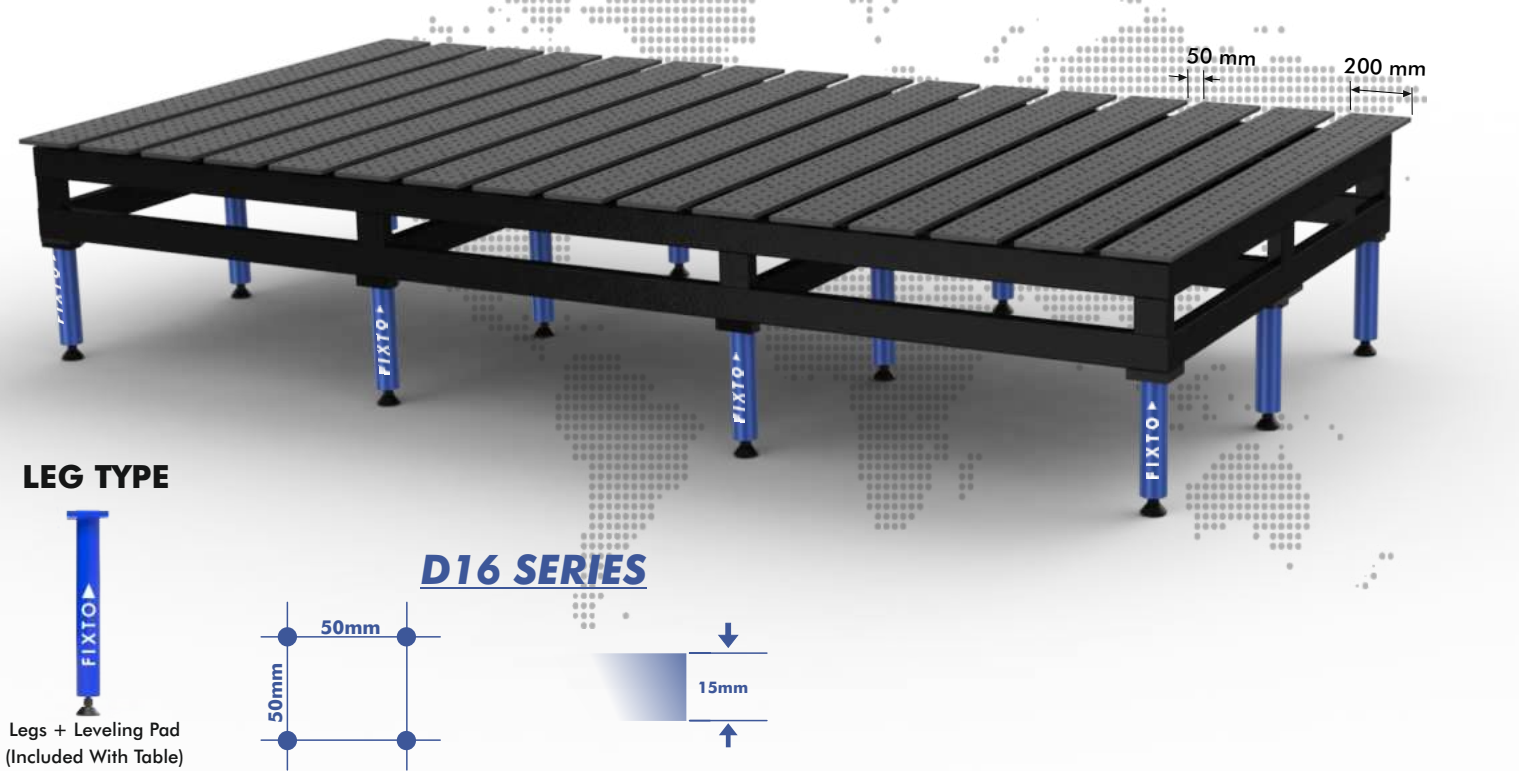
Giant Welding Tables are specially designed for large and heavy duty component manufacturing. Double structure frame design gives table rigid stability for accurate flatness.



	Model No	Table Legs	Width	Length	Loading Capacity
Nitrided 2D Giant Welding Table with standard leg height 750 or 900	NWT2020	9	2000	2000	3000 kg
Nitrided 2D Giant Welding Table with standard leg height 750 or 900	NWT2030	9	2000	3000	4000 kg
Nitrided 2D Giant Welding Table with standard leg height 750 or 900	NWT2040	12	2000	4000	5000 kg

2D SLOTTED GIANT WELDING TABLE

Giant Welding Tables are specially designed for large and heavy duty component manufacturing. Double structure frame design gives table rigid stability for accurate flatness.



	Model No	Table Legs	Width	Length	Loading Capacity
Nitrided 2D Slotted Giant Welding Table with standard leg height 750 or 900	SLT2020	9	2000	1950	3000 kg
Nitrided 2D Slotted Giant Welding Table with standard leg height 750 or 900	SLT2030	9	2000	2950	4000 kg
Nitrided 2D Slotted Giant Welding Table with standard leg height 750 or 900	SLT2040	12	2000	3950	5000 kg

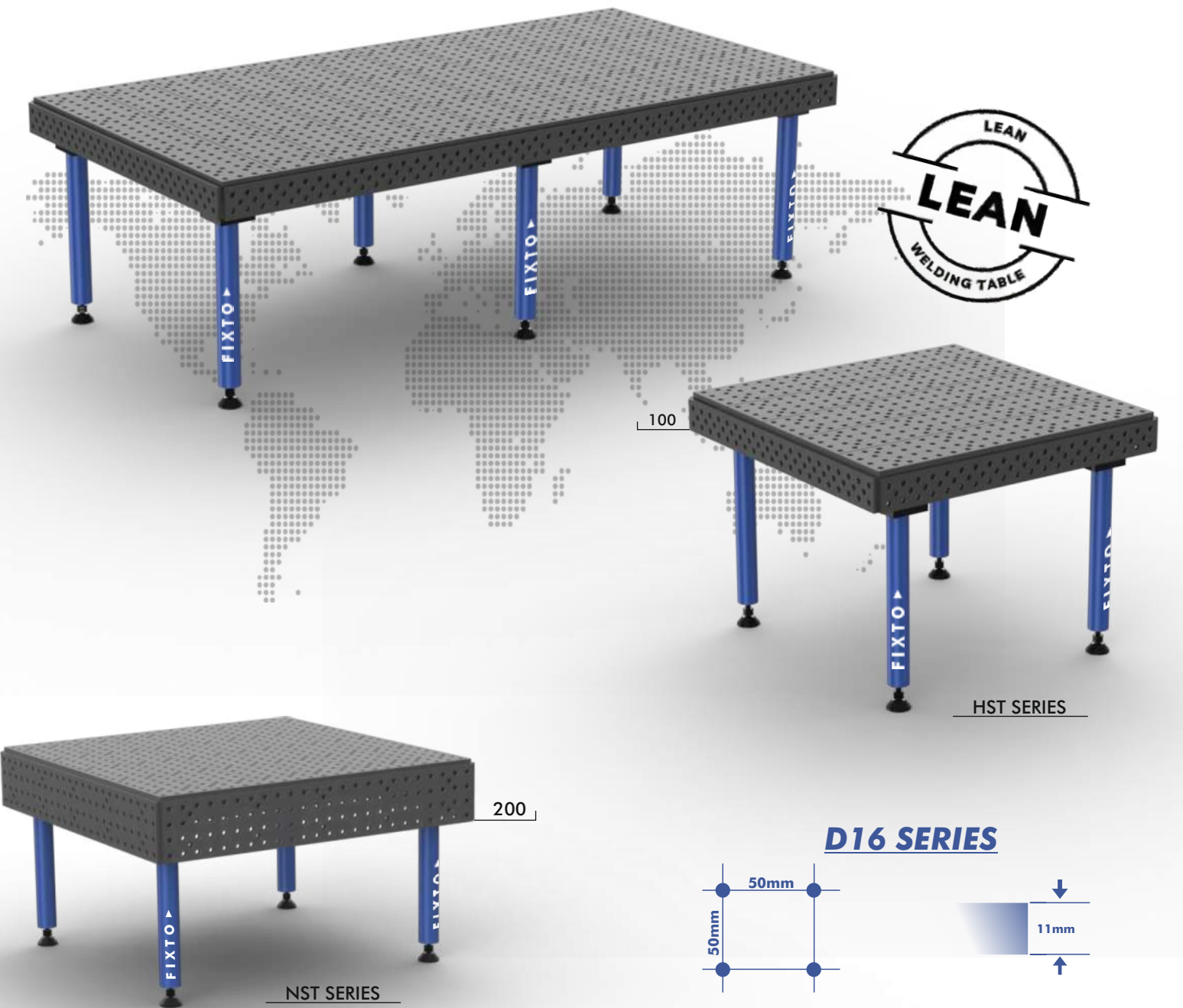


CLAMP SET	IC 200	DC 200	RIC 200	SW 200	VB 90/120	SFS 1590	SFS 2050	SFS 3100	PL 100	BLB 27	BLB 24	BLB AUTO	MAG PRO	RAB 725	RAB 121	RAB 153	BRAB 300	BRAB 500	BRAB 750	Tool Trolley
SET A ( 28 NOS )	4 x					4 x				12 x				4 x	4 x					
SET A+ ( 48 NOS )	6 x	2 x			4 x	4 x			4 x	18 x				4 x	4 x	2 x				
SET B ( 70 NOS )	8 x	4 x			4 x	6 x			4 x	24 x	8 x			4 x	6 x	2 x				
SET B+ ( 92 NOS )	10 x	6 x		2 x	4 x	8 x			4 x	24 x	12 x	8 x		4 x	8 x	2 x				
SET C ( 119 NOS )	14 x	6 x		4 x	6 x	8 x	4 x		6 x	30 x	12 x	10 x	2 x	4 x	8 x	4 x				1 x
SET C+ ( 157 NOS )	16 x	10 x		4 x	8 x	8 x	6 x	4 x	6 x	36 x	22 x	12 x	4 x	8 x	8 x	4 x				1 x
UNIVERSAL EXTREME ( 185 NOS )	16 x	10 x	10 x	6 x	10 x	10 x	6 x	4 x	6 x	36 x	22 x	12 x	4 x	10 x	12 x	4 x	2 x	2 x	2 x	1 x
UNIVERSAL ULTIMATE ( 206 NOS )	16 x	10 x	12 x	6 x	10 x	12 x	6 x	4 x	6 x	40 x	24 x	15 x	4 x	12 x	12 x	4 x	4 x	4 x	4 x	1 x




3D LEAN WELDING TABLE

D16  
LEAN  
FIXTO®



D16 SERIES




NST SERIES



CLAMP SET	IC 200	DC 200	RIC 200	SW 200	VB 90/120	SFS 1590	SFS 2050	SFS 3100	PL 100	BLB 27	BLB 24	BLB AUTO	MAG PRO	RAB 725	RAB 121	RAB 153	BRAB 300	BRAB 500	BRAB 750	Tool Trolley
SET A ( 28 NOS )	4 x					4 x				12 x				4 x	4 x					
SET A+( 48 NOS )	6 x	2 x			4 x	4 x			4 x	18 x				4 x	4 x	2 x				
SET B ( 70 NOS )	8 x	4 x			4 x	6 x			4 x	24 x	8 x			4 x	6 x	2 x				
SET B+ ( 92 NOS )	10 x	6 x		2 x	4 x	8 x			4 x	24 x	12 x	8 x		4 x	8 x	2 x				
SET C ( 119 NOS )	14 x	6 x		4 x	6 x	8 x	4 x		6 x	30 x	12 x	10 x	2 x	4 x	8 x	4 x				1 x
SET C+ ( 157 NOS )	16 x	10 x		4 x	8 x	8 x	6 x	4 x	6 x	36 x	22 x	12 x	4 x	8 x	8 x	4 x				1 x
UNIVERSAL EXTREME ( 185 NOS )	16 x	10 x	10 x	6 x	10 x	10 x	6 x	4 x	6 x	36 x	22 x	12 x	4 x	10 x	12 x	4 x	2 x	2 x	2 x	1 x
UNIVERSAL ULTIMATE ( 206 NOS )	16 x	10 x	12 x	6 x	10 x	12 x	6 x	4 x	6 x	40 x	24 x	15 x	4 x	12 x	12 x	4 x	4 x	4 x	4 x	1 x

LEG TYPES



	Model No	Table Legs	Length	Width	3D Side Plate Height	Weight	Loading Capacity
Nitrided 3D Welding Table with standard leg height 750 or 900	LTH 1010	4	1000	1000	100	215 kg	800 kg
	LTN 1010				200	232 kg	
Nitrided 3D Welding Table with standard leg height 750 or 900	LTH 1212	4	1200	1200	100	266 kg	1000 kg
	LTN 1212				200	304 kg	
Nitrided 3D Welding Table with standard leg height 750 or 900	LTH 1510	4	1500	1000	100	272 kg	1000 kg
	LTN 1510				200	310 kg	
Nitrided 3D Welding Table with standard leg height 750 or 900	LTH 2010	6	2000	1000	100	364 kg	1800 kg
	LTN 2010				200	410 kg	
Nitrided 3D Welding Table with standard leg height 750 or 900	LTH 2015	6	2000	1500	100	523 kg	2000 kg
	LTN 2015				200	578 kg	
Nitrided 3D Welding Table with standard leg height 750 or 900	LTH 1224	6	2400	1200	100	524 kg	2000 kg
	LTN 1224				200	580 kg	
Nitrided 3D Welding Table with standard leg height 750 or 900	LTH 3015	6	3000	1500	100	743 kg	3000 kg
	LTN 3015				200	814 kg	





Legs + Leveling Pad  
(Included With Table)



Legs + Castor wheel with  
Breaking System



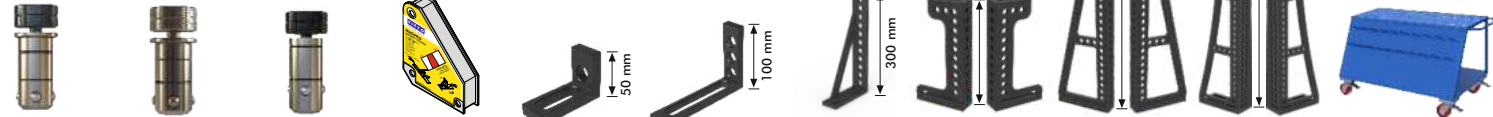

Telescopic Legs + Leveling Pad



Telescopic Legs + Wheel With  
Breaking System


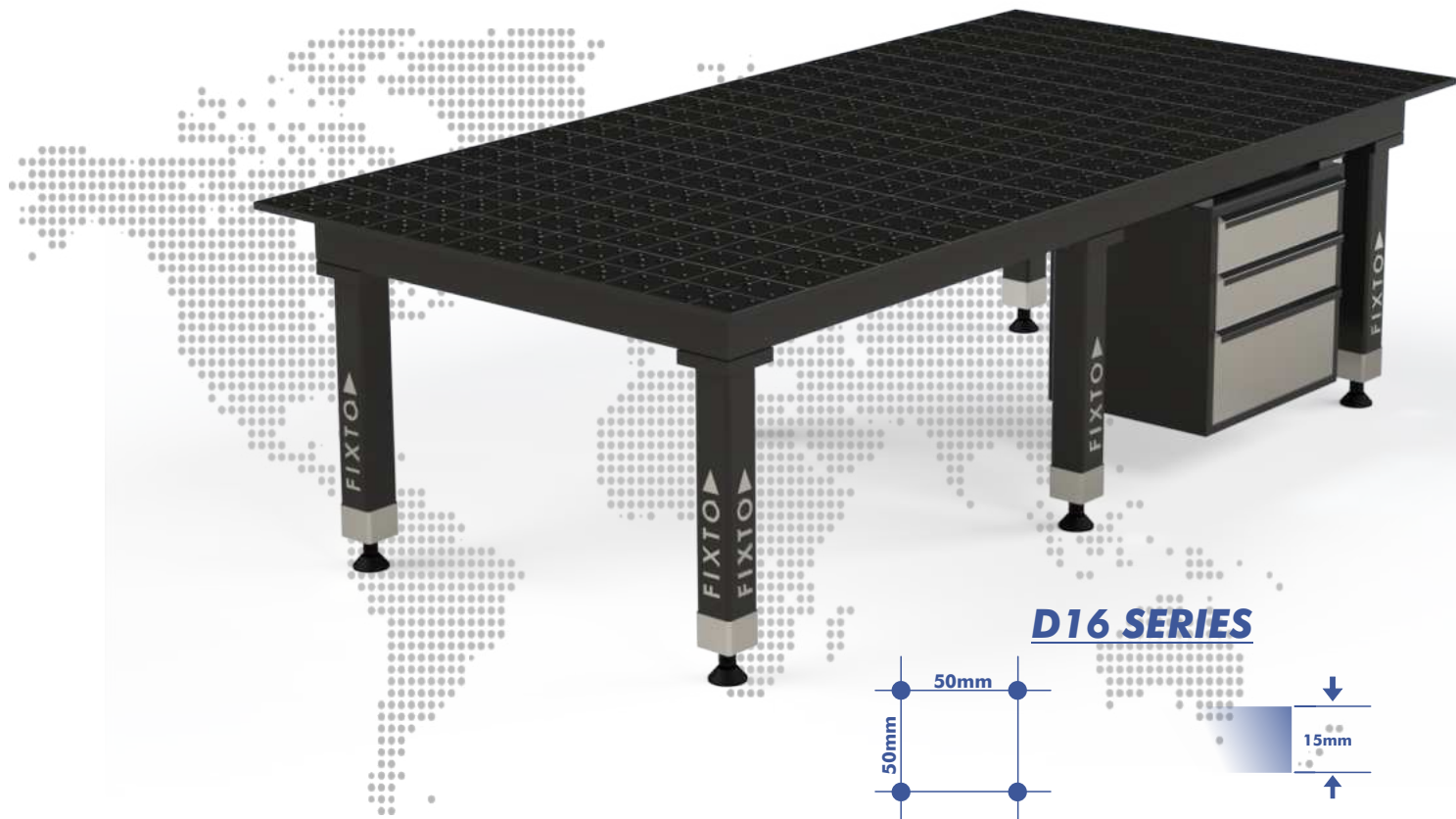
	Model No	Table Legs	Length	Width	Weight	Loading Capacity
<b>Nitrided 2D Welding Table</b> with standard leg height 750 or 900	LT 2D 1010	4	1000	1000	170 kg	800 kg
<b>Nitrided 2D Welding Table</b> with standard leg height 750 or 900	LT 2D 1212	4	1200	1200	230 kg	1000 kg
<b>Nitrided 2D Welding Table</b> with standard leg height 750 or 900	LT 2D 1510	4	1500	1000	233 kg	1000 kg
<b>Nitrided 2D Welding Table</b> with standard leg height 750 or 900	LT 2D 2010	6	2000	1000	318 kg	1800 kg
<b>Nitrided 2D Welding Table</b> with standard leg height 750 or 900	LT 2D 2015	6	2000	1500	470 kg	2000 kg
<b>Nitrided 2D Welding Table</b> with standard leg height 750 or 900	LT 2D 1224	6	2400	1200	470 kg	2000 kg
<b>Nitrided 2D Welding Table</b> with standard leg height 750 or 900	LT 2D 3015	6	3000	1500	675 kg	3000 kg

D16 SERIES



CLAMP SET	IC 200	DC 200	RIC 200	SW 200	VB 90/120	SFS 1590	SFS 2050	SFS 3100	PL 100	BLB 27	BLB 24	BLB AUTO	MAG PRO	RAB 725	RAB 121	RAB 153	BRAB 300	BRAB 500	BRAB 750	Tool Trolley
SET A ( 28 NOS )	4 x					4 x				12 x				4 x	4 x					
SET A+ ( 48 NOS )	6 x	2 x			4 x	4 x			4 x	18 x				4 x	4 x	2 x				
SET B ( 70 NOS )	8 x	4 x			4 x	6 x			4 x	24 x	8 x			4 x	6 x	2 x				
SET B+ ( 92 NOS )	10 x	6 x		2 x	4 x	8 x			4 x	24 x	12 x	8 x		4 x	8 x	2 x				
SET C ( 119 NOS )	14 x	6 x		4 x	6 x	8 x	4 x		6 x	30 x	12 x	10 x	2 x	4 x	8 x	4 x				1 x
SET C+ ( 157 NOS )	16 x	10 x		4 x	8 x	8 x	6 x	4 x	6 x	36 x	22 x	12 x	4 x	8 x	8 x	4 x				1 x
UNIVERSAL EXTREME ( 185 NOS )	16 x	10 x	10 x	6 x	10 x	10 x	6 x	4 x	6 x	36 x	22 x	12 x	4 x	10 x	12 x	4 x	2 x	2 x	2 x	1 x
UNIVERSAL ULTIMATE ( 206 NOS )	16 x	10 x	12 x	6 x	10 x	12 x	6 x	4 x	6 x	40 x	24 x	15 x	4 x	12 x	12 x	4 x	4 x	4 x	4 x	1 x





100 x 100mm Reference Line  
with Nitrided Surface



LEG TYPES



Legs + Leveling Pad  
(Included With Table)



Legs + Castor wheel with  
Breaking System




Telescopic Legs + Leveling Pad



Telescopic Legs + Wheel With  
Breaking System

	Model No	Table Legs	Length	Width	Weight	Loading Capacity
<b>Nitrided 2D Welding Table</b> with standard leg height 750 or 900	XT 2D 1010	4	1000	1000	198 kg	800 kg
<b>Nitrided 2D Welding Table</b> with standard leg height 750 or 900	XT 2D 1212	4	1200	1200	270 kg	1000 kg
<b>Nitrided 2D Welding Table</b> with standard leg height 750 or 900	XT 2D 1510	4	1500	1000	275 kg	1000 kg
<b>Nitrided 2D Welding Table</b> with standard leg height 750 or 900	XT 2D 2010	6	2000	1000	375 kg	1800 kg
<b>Nitrided 2D Welding Table</b> with standard leg height 750 or 900	XT 2D 2015	6	2000	1500	555 kg	2000 kg
<b>Nitrided 2D Welding Table</b> with standard leg height 750 or 900	XT 2D 1224	6	2400	1200	550 kg	2000 kg
<b>Nitrided 2D Welding Table</b> with standard leg height 750 or 900	XT 2D 3015	6	3000	1500	801 kg	3000 kg



CLAMP SET	IC 200	DC 200	RIC 200	SW 200	VB 90/120	SFS 1590	SFS 2050	SFS 3100	PL 100	BLB 27	BLB 24	BLB AUTO	MAG PRO	RAB 725	RAB 121	RAB 153	BRAB 300	BRAB 500	BRAB 750	Tool Trolley
SET A ( 28 NOS )	4 x					4 x				12 x				4 x	4 x					
SET A+ ( 48 NOS )	6 x	2 x			4 x	4 x			4 x	18 x				4 x	4 x	2 x				
SET B ( 70 NOS )	8 x	4 x			4 x	6 x			4 x	24 x	8 x			4 x	6 x	2 x				
SET B+ ( 92 NOS )	10 x	6 x		2 x	4 x	8 x			4 x	24 x	12 x	8 x		4 x	8 x	2 x				
SET C ( 119 NOS )	14 x	6 x		4 x	6 x	8 x	4 x		6 x	30 x	12 x	10 x	2 x	4 x	8 x	4 x				1 x
SET C+ ( 157 NOS )	16 x	10 x		4 x	8 x	8 x	6 x	4 x	6 x	36 x	22 x	12 x	4 x	8 x	8 x	4 x				1 x
UNIVERSAL EXTREME ( 185 NOS )	16 x	10 x	10 x	6 x	10 x	10 x	6 x	4 x	6 x	36 x	22 x	12 x	4 x	10 x	12 x	4 x	2 x	2 x	2 x	1 x
UNIVERSAL ULTIMATE ( 206 NOS )	16 x	10 x	12 x	6 x	10 x	12 x	6 x	4 x	6 x	40 x	24 x	15 x	4 x	12 x	12 x	4 x	4 x	4 x	4 x	1 x



LEG TYPES



Legs + Leveling Pad  
(Included With Table)



Legs + Castor wheel with  
Breaking System




Telescopic Legs + Leveling Pad




Telescopic Legs + Wheel With  
Breaking System

D16 SERIES




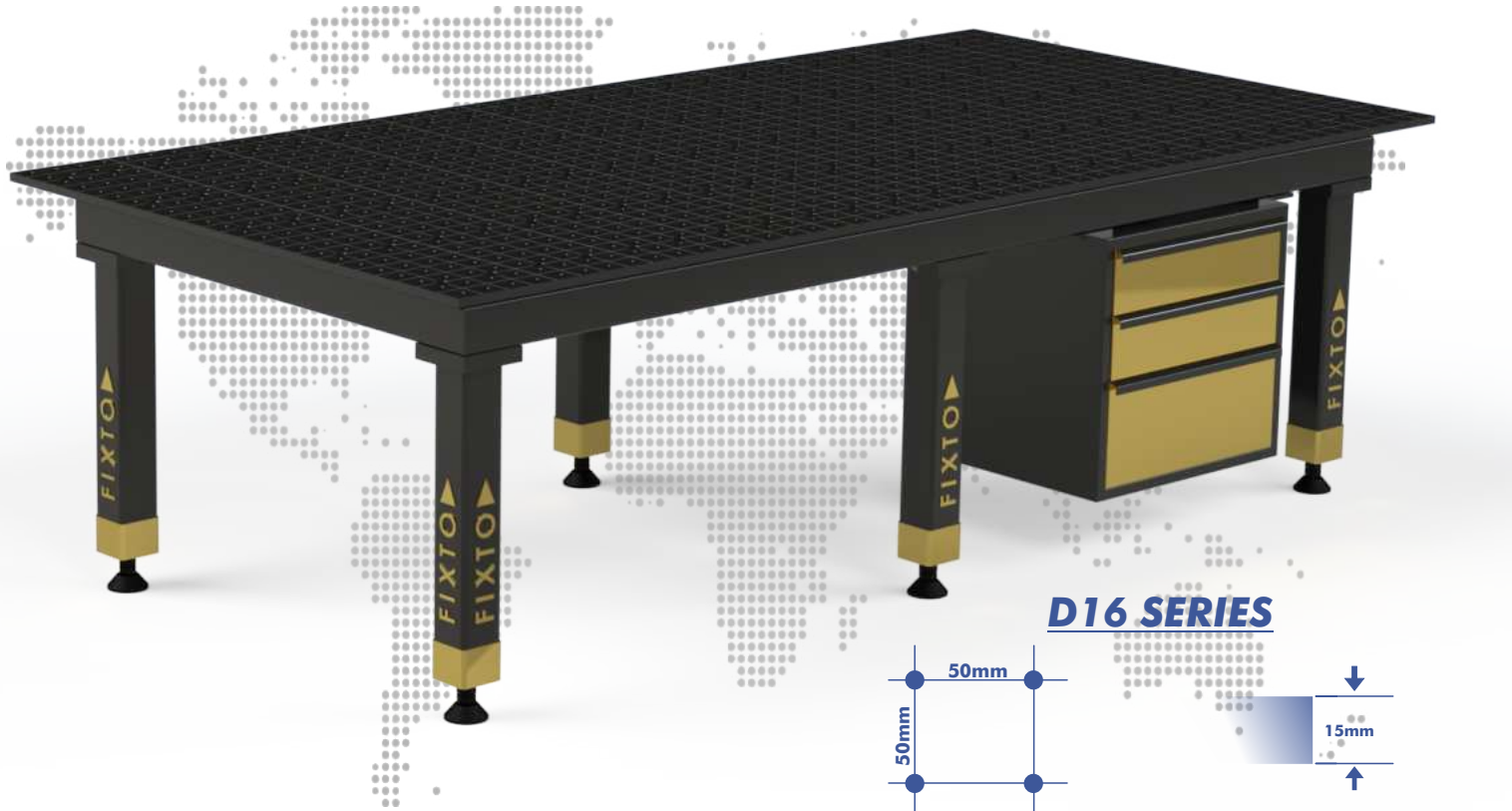
100 x 100mm Reference Line  
with Nitrided Surface



CLAMP SET

	IC 200	DC 200	RIC 200	SW 200	VB 90/120	SFS 1590	SFS 2050	SFS 3100	PL 100	BLB 27	BLB 24	BLB AUTO	MAG PRO	RAB 725	RAB 121	RAB 153	BRAB 300	BRAB 500	BRAB 750	Tool Trolley
SET A ( 28 NOS )	4 x					4 x				12 x				4 x	4 x					
SET A+ ( 48 NOS )	6 x	2 x			4 x	4 x			4 x	18 x				4 x	4 x	2 x				
SET B ( 70 NOS )	8 x	4 x			4 x	6 x			4 x	24 x	8 x			4 x	6 x	2 x				
SET B+ ( 92 NOS )	10 x	6 x		2 x	4 x	8 x			4 x	24 x	12 x	8 x		4 x	8 x	2 x				
SET C ( 119 NOS )	14 x	6 x		4 x	6 x	8 x	4 x		6 x	30 x	12 x	10 x	2 x	4 x	8 x	4 x				1 x
SET C+ ( 157 NOS )	16 x	10 x		4 x	8 x	8 x	6 x	4 x	6 x	36 x	22 x	12 x	4 x	8 x	8 x	4 x				1 x
UNIVERSAL EXTREME ( 185 NOS )	16 x	10 x	10 x	6 x	10 x	10 x	6 x	4 x	6 x	36 x	22 x	12 x	4 x	10 x	12 x	4 x	2 x	2 x	2 x	1 x
UNIVERSAL ULTIMATE ( 206 NOS )	16 x	10 x	12 x	6 x	10 x	12 x	6 x	4 x	6 x	40 x	24 x	15 x	4 x	12 x	12 x	4 x	4 x	4 x	4 x	1 x





LEG TYPES



Legs + Leveling Pad  
(Included With Table)



Legs + Castor wheel with  
Breaking System



Telescopic Legs + Leveling Pad



Telescopic Legs + Wheel With  
Breaking System

	Model No	Table Legs	Length	Width	Weight	Loading Capacity
<b>Nitrided 2D Welding Table</b> with standard leg height 750 or 900	UT 2D 1010	4	1000	1000	198 kg	800 kg
<b>Nitrided 2D Welding Table</b> with standard leg height 750 or 900	UT 2D 1212	4	1200	1200	270 kg	1000 kg
<b>Nitrided 2D Welding Table</b> with standard leg height 750 or 900	UT 2D 1510	4	1500	1000	275 kg	1000 kg
<b>Nitrided 2D Welding Table</b> with standard leg height 750 or 900	UT 2D 2010	6	2000	1000	375 kg	1800 kg
<b>Nitrided 2D Welding Table</b> with standard leg height 750 or 900	UT 2D 2015	6	2000	1500	555 kg	2000 kg
<b>Nitrided 2D Welding Table</b> with standard leg height 750 or 900	UT 2D 1224	6	2400	1200	550 kg	2000 kg
<b>Nitrided 2D Welding Table</b> with standard leg height 750 or 900	UT 2D 3015	6	3000	1500	801 kg	3000 kg



CLAMP SET

IC 200

DC 200

RIC 200

SW 200

VB 90/120

SFS 1590

SFS 2050

SFS 3100

PL 100

BLB 27

BLB 24

BLB AUTO

MAG PRO

RAB 725

RAB 121

RAB 153

BRAB 300


BRAB 500

BRAB 750

Tool Trolley

SET A ( 28 NOS )	4 x					4 x				12 x			4 x	4 x					
SET A+ ( 48 NOS )	6 x	2 x			4 x	4 x			4 x	18 x			4 x	4 x	2 x				
SET B ( 70 NOS )	8 x	4 x			4 x	6 x			4 x	24 x	8 x		4 x	6 x	2 x				
SET B+ ( 92 NOS )	10 x	6 x		2 x	4 x	8 x			4 x	24 x	12 x	8 x	4 x	8 x	2 x				
SET C ( 119 NOS )	14 x	6 x		4 x	6 x	8 x	4 x		6 x	30 x	12 x	10 x	2 x	4 x	8 x	4 x			1 x
SET C+ ( 157 NOS )	16 x	10 x		4 x	8 x	8 x	6 x	4 x	6 x	36 x	22 x	12 x	4 x	8 x	8 x	4 x			1 x
UNIVERSAL EXTREME ( 185 NOS )	16 x	10 x	10 x	6 x	10 x	10 x	6 x	4 x	6 x	36 x	22 x	12 x	4 x	10 x	12 x	4 x	2 x	2 x	1 x
UNIVERSAL ULTIMATE ( 206 NOS )	16 x	10 x	12 x	6 x	10 x	12 x	6 x	4 x	6 x	40 x	24 x	15 x	4 x	12 x	12 x	4 x	4 x	4 x	1 x






CLAMP SET	IC 200	DC 200	RIC 200	SW 200	VB 90/120	SFS 1590	SFS 2050	SFS 3100	PL 100	BLB 27	BLB 24	BLB AUTO	MAG PRO	RAB 725	RAB 121	RAB 153	BRAB 300	BRAB 500	BRAB 750	Tool Trolley
SET A ( 28 NOS )	4 x					4 x				12 x				4 x	4 x					
SET A+ ( 48 NOS )	6 x	2 x			4 x	4 x			4 x	18 x				4 x	4 x	2 x				
SET B ( 70 NOS )	8 x	4 x			4 x	6 x			4 x	24 x	8 x			4 x	6 x	2 x				
SET B+ ( 92 NOS )	10 x	6 x		2 x	4 x	8 x			4 x	24 x	12 x	8 x		4 x	8 x	2 x				
SET C ( 119 NOS )	14 x	6 x		4 x	6 x	8 x	4 x		6 x	30 x	12 x	10 x	2 x	4 x	8 x	4 x				1 x
SET C+ ( 157 NOS )	16 x	10 x		4 x	8 x	8 x	6 x	4 x	6 x	36 x	22 x	12 x	4 x	8 x	8 x	4 x				1 x
UNIVERSAL EXTREME ( 185 NOS )	16 x	10 x	10 x	6 x	10 x	10 x	6 x	4 x	6 x	36 x	22 x	12 x	4 x	10 x	12 x	4 x	2 x	2 x	2 x	1 x
UNIVERSAL ULTIMATE ( 206 NOS )	16 x	10 x	12 x	6 x	10 x	12 x	6 x	4 x	6 x	40 x	24 x	15 x	4 x	12 x	12 x	4 x	4 x	4 x	4 x	1 x

LEG TYPES




	Model No	Table Legs	Length	Width	3D Side Plate Height	Weight	Loading Capacity
Nitrided 3D Welding Table with standard leg height 750 or 900	UT 3D1010	4	1000	1000	100	220 kg	800 kg
					200	312 kg	
Nitrided 3D Welding Table with standard leg height 750 or 900	UT 3D 1212	4	1200	1200	100	294 kg	1000 kg
					200	370 kg	
Nitrided 3D Welding Table with standard leg height 750 or 900	UT 3D 1510	4	1500	1000	100	289 kg	1000 kg
					200	395 kg	
Nitrided 3D Welding Table with standard leg height 750 or 900	UT 3D 2010	6	2000	1000	100	402 kg	1800 kg
					200	514 kg	
Nitrided 3D Welding Table with standard leg height 750 or 900	UT 3D 2015	6	2000	1500	100	548 kg	2000 kg
					200	660 kg	
Nitrided 3D Welding Table with standard leg height 750 or 900	UT 3D 1224	6	2400	1200	100	543 kg	2000 kg
					200	756 kg	
Nitrided 3D Welding Table with standard leg height 750 or 900	UT 3D3015	6	3000	1500	100	912 kg	3000 kg
					200	1020 kg	






Octagonal table, extremely effective for application on manipulators of robo units It offer the same clamping option as a Fixto professional welding table due its parallel hole pattern on all nine surface. upon request both table can be adapted to the production environment, to meet individual work requirements.






**OCT - 600/800/1000**



Length	Width	Thick
600 mm	600 mm	15 mm
800 mm	800 mm	15 mm
1000 mm	1000 mm	15 mm

**HEX - 600/800/1000**



Length	Width	Thick
600 mm	600 mm	15 mm
800 mm	800 mm	15 mm
1000 mm	1000 mm	15 mm





▶▶ ULTIMATE FLEXIBILITY WHETHER USED FOR ASSEMBLY, CLAMPING OR ADDITIONAL WORKSPACE.




Elevate your welding game with **FIXTO hydraulic scissor lift** welding table! Experience seamless adjustments, unparalleled stability, and precision engineering that brings your projects to life with ease. This table transforms your workspace into a high-tech hub, making every weld a masterpiece. Discover the future of welding with **FIXTO**, where innovation meets craftsmanship.



**BASE FRAME**

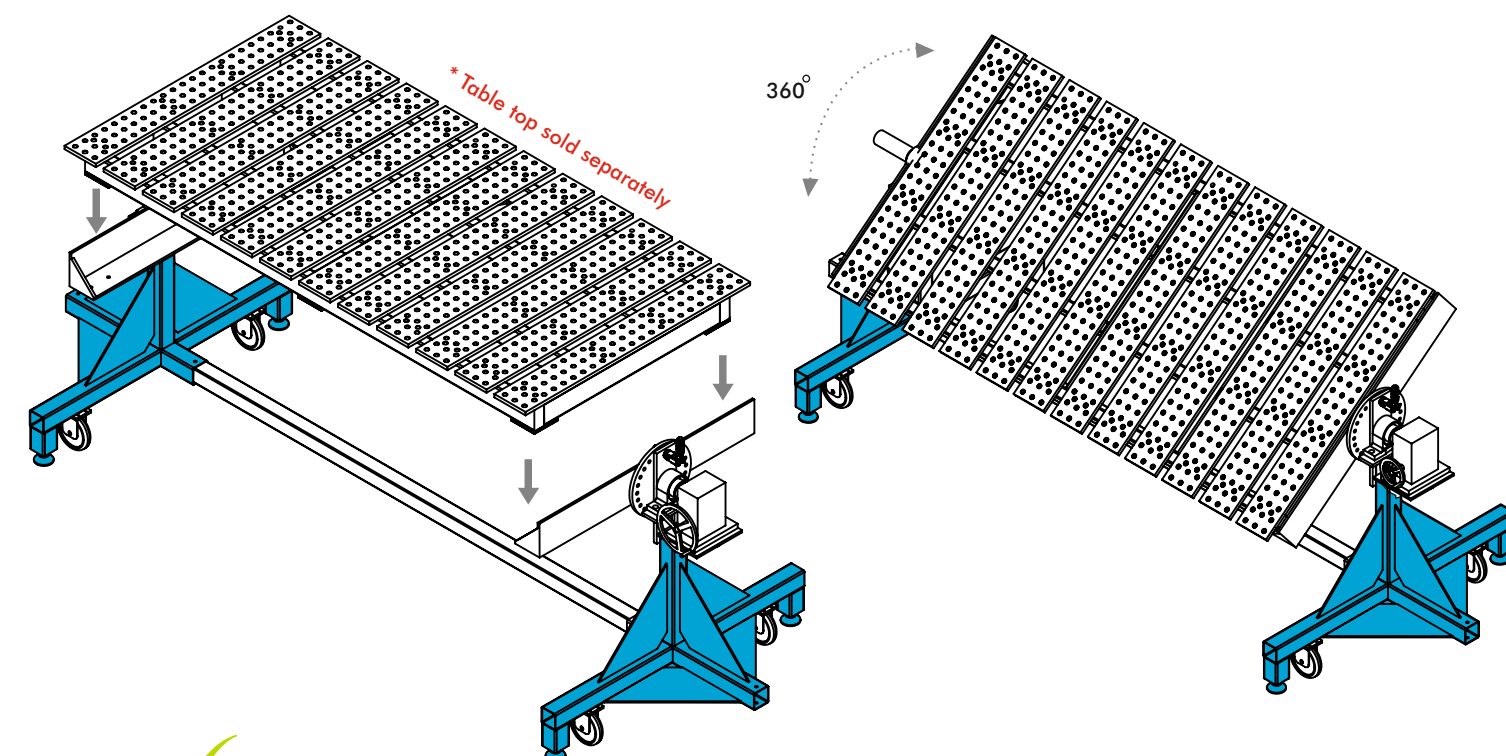
Elevate your welding game with **FIXTO hydraulic scissor lift** welding table  
Experience seamless adjustments, unparalleled stability



**WORK SURFACE**

precision engineering that brings your projects to life with ease.  
This table transforms your workspace into a high-tech hub, making every weld a masterpiece.  
Discover the future of welding with **FIXTO**, where innovation meets craftsmanship





Welding in taper position



Welding in flat position

#### Protection of health & safety

- Avoidance of overloading and poor posture, which means less staff absenteeism
- Ergonomically-optimised work environment
- Employee with physical constraint can perform tasks that they could not perform without the positioners (possibly investment aid possible by means of funding)
- Dangerous handling of work pieces with a crane is significantly reduced

#### Increase the quality level

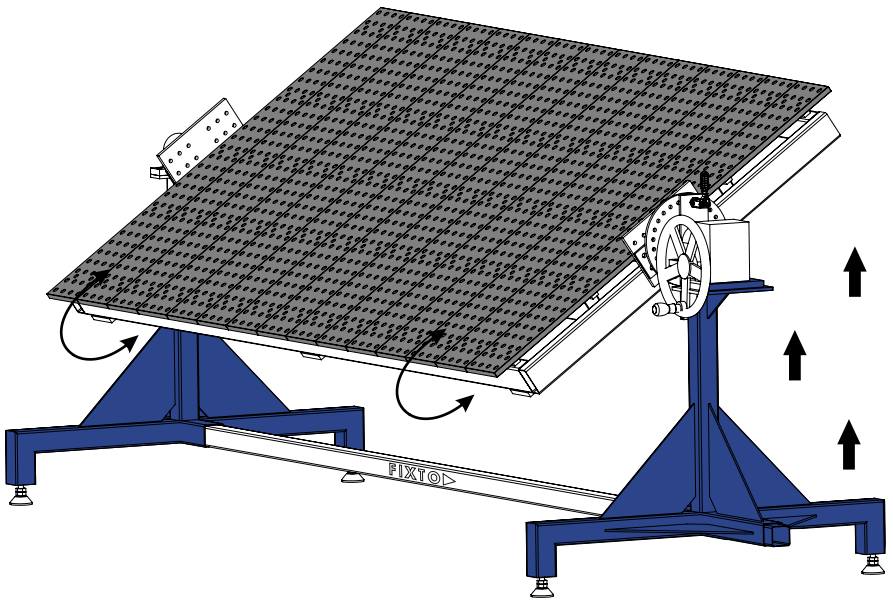

- Working in the ideal position and at the ideal height
- Less Welding distortion through optimized welding sequences

#### Increase productivity


- Multiple, time-consuming rotating and turning of the work pieces, for example with a crane, is eliminated for a major reduction in non productive time and a significant increase in productivity
- Higher melting deposition efficiency when welding as most seams can be performed in the optimal position (flat position)
- Higher work performance due to fatigue-free working position



The **FIXTO** Rotary Welding Table offers 360-degree rotation, allowing you to work on your project from any angle without repositioning your workpiece. This seamless rotation ensures that every weld is as precise as the last, reducing the risk of errors and rework. Imagine the ease of welding complex joints and curves with a simple turn of the table—effortless precision at your fingertips.



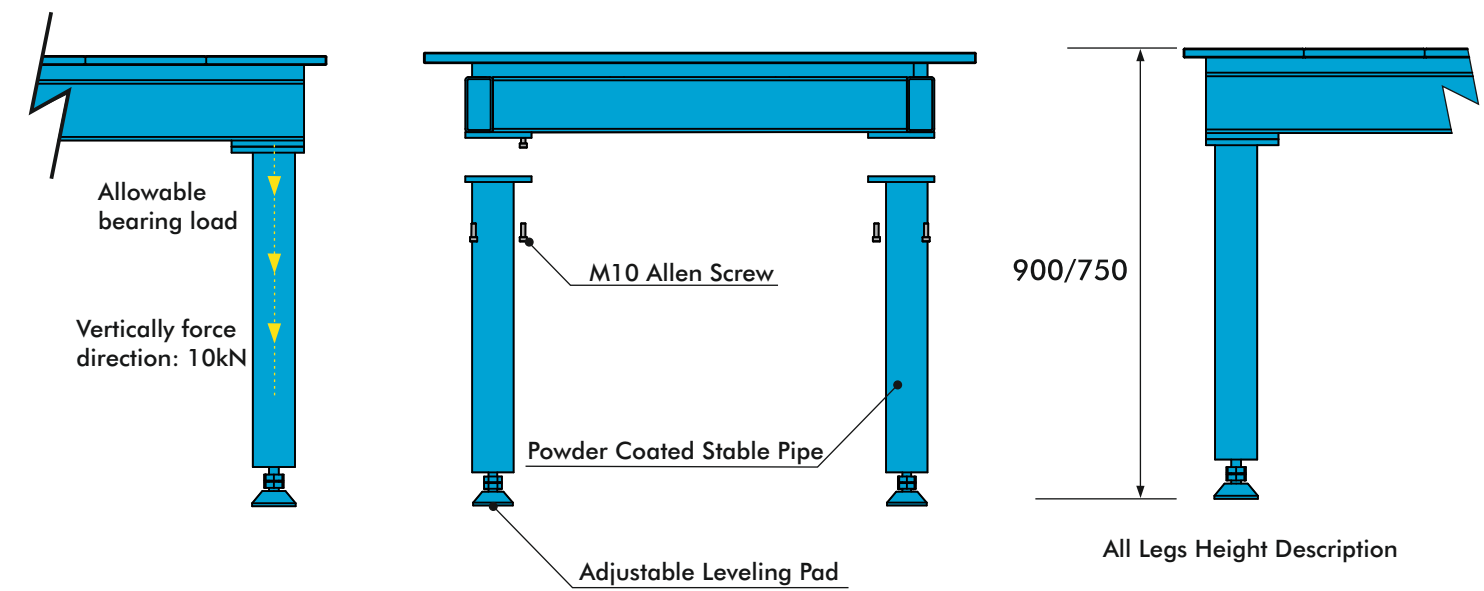
	Model No	Height	Width	Maximum Load	Weight
<b>ROTARY TABLE</b>	RT	200	150	2.5 kN	1.20 kg







## Legs



## LEG TYPES




Legs + Leveling Pad  
(Included With Table)



Legs + Castor wheel with  
Breaking System



Telescopic Legs + Leveling Pad



Telescopic Legs + Wheel With  
Breaking System

## CAPACITY PER LEG


Maximum allowable load per leg for all D16 tables equals 200-1000 kg depending on leg type.





Computationally resulting in substantially higher overall loads. However, the indicated bearing loads were calculated with reserves for safety reasons.

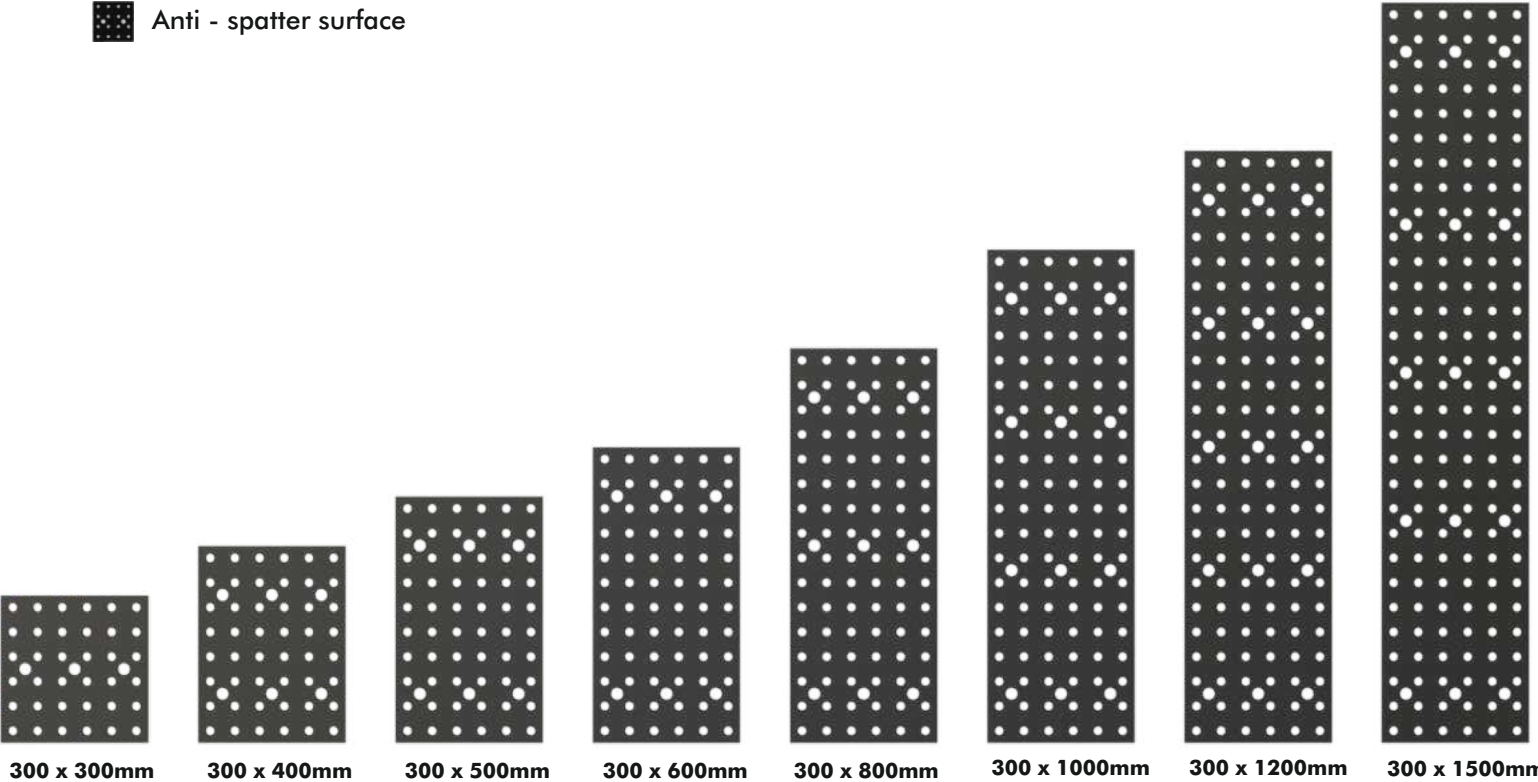
Please consult with us if higher overall loads are required.







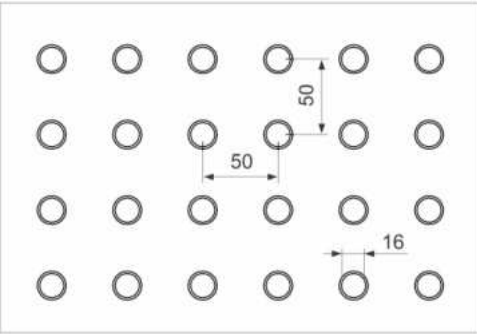
-  Suitable for any customized robotic or manual welding application
-  Low Budget Fixture Idea
-  Fast Delivery
-  Anti - spatter surface



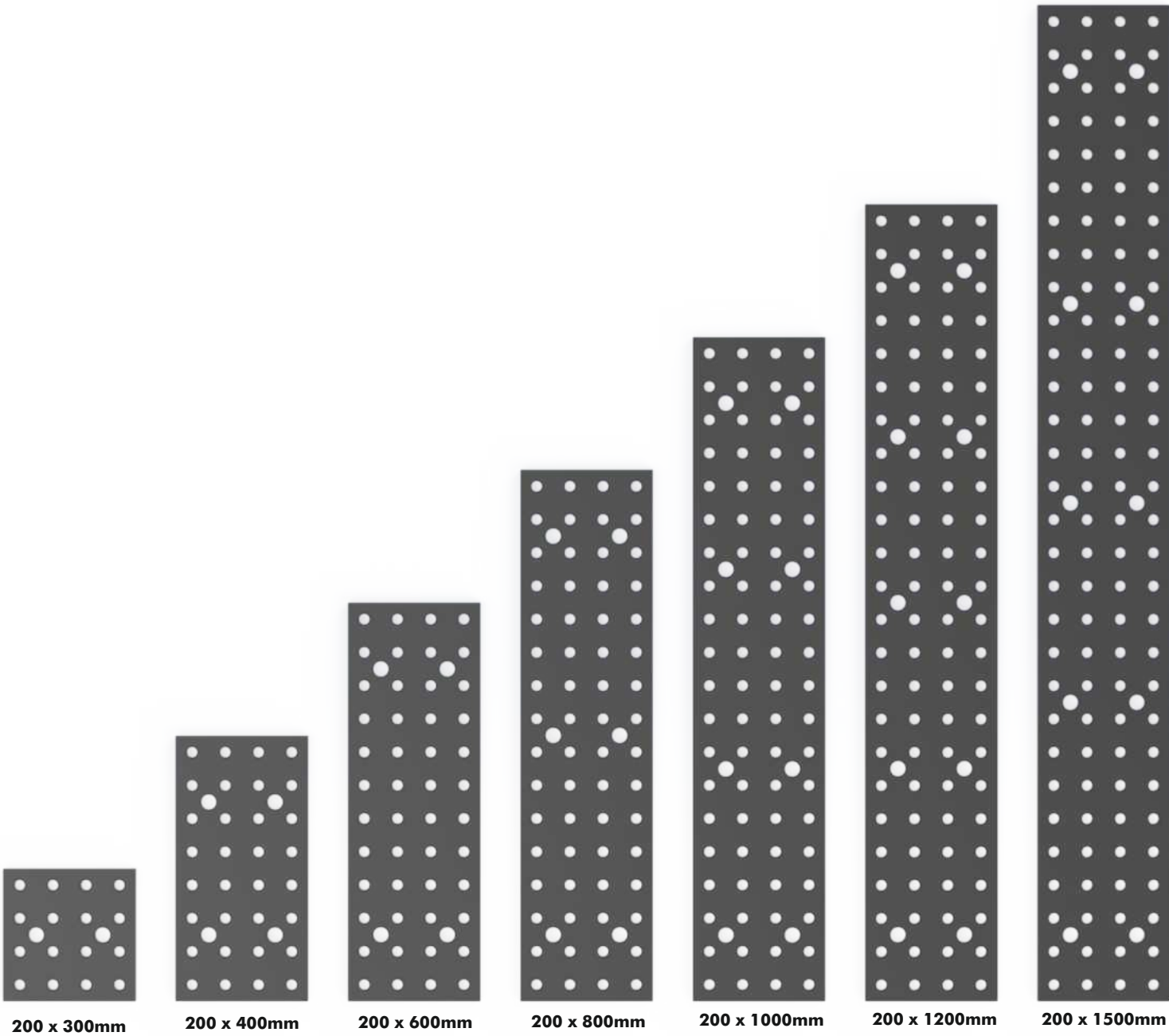
	Model No	Length	Width	Thickness
FIXTURE PLATE	F16 0303	300	300	15
FIXTURE PLATE	F16 0403	400	300	15
FIXTURE PLATE	F16 0503	500	300	15
FIXTURE PLATE	F16 0603	600	300	15
FIXTURE PLATE	F16 0803	800	300	15
FIXTURE PLATE	F16 1003	1000	300	15
FIXTURE PLATE	F16 1203	1200	300	15
FIXTURE PLATE	F16 1503	1500	300	15




	Model No	Length	Width	Thickness
FIXTURE PLATE	F16 0302	300	200	15
FIXTURE PLATE	F16 0402	400	200	15
FIXTURE PLATE	F16 0602	600	200	15
FIXTURE PLATE	F16 0802	800	200	15
FIXTURE PLATE	F16 1002	1000	200	15
FIXTURE PLATE	F16 1202	1200	200	15
FIXTURE PLATE	F16 1502	1500	200	15




- Suitable for any customized robotic or manual welding application
- Low budget fixture idea
- Fast Delivery
- Any FIXTO clamps can use for fixture setup
- Anti-spatter surface



200 x 300mm    200 x 400mm    200 x 600mm    200 x 800mm    200 x 1000mm    200 x 1200mm    200 x 1500mm








IC 200



IC 300



IC 400



RIC 200



DC 200



UIC 200



ICF 200

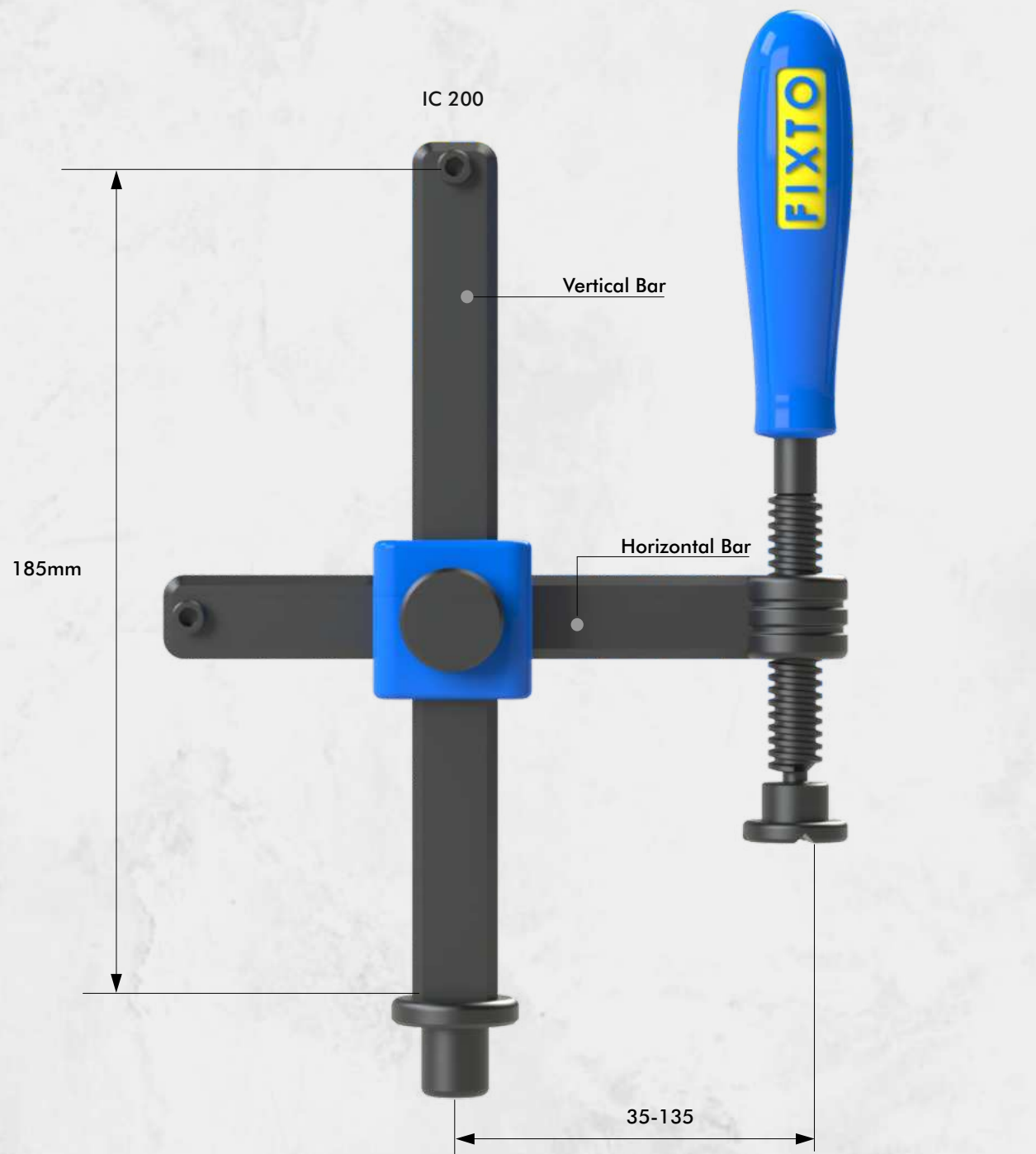


SW 200



INSERT CLAMP

**Insert Clamp**, enables fast, powerful and exact clamping with a variety of welding elements. It is time-saving, quick adjustable clamping and de-clamping element. We offer special lengths of horizontal & vertical bars.




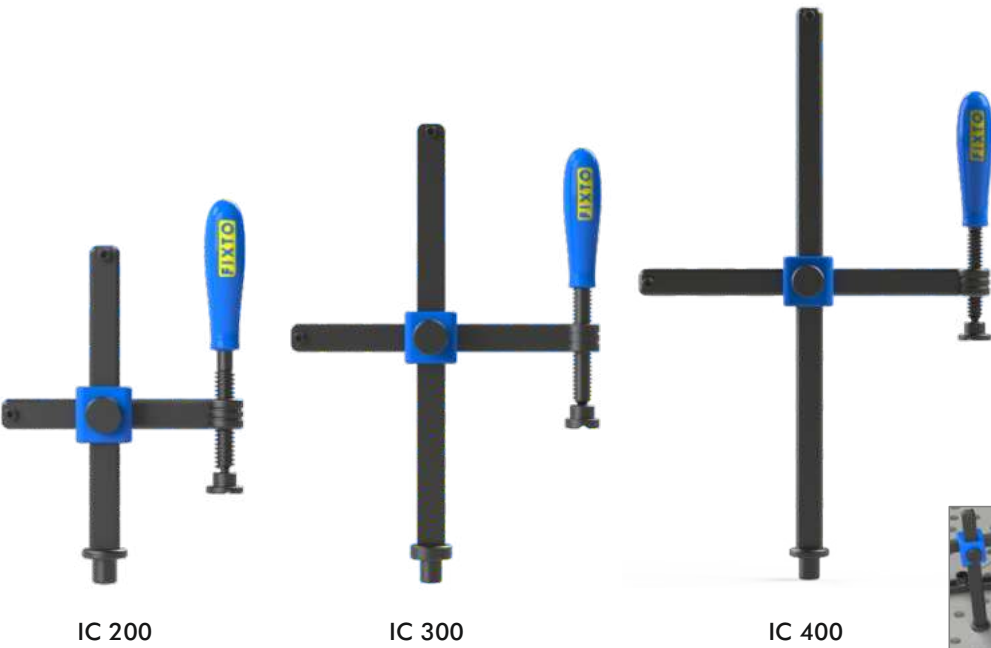
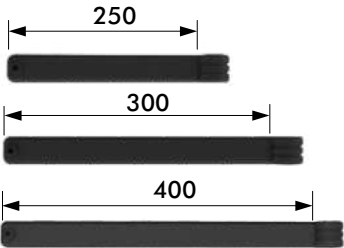
Optional Swivel Pads

Optional Tommy Bar Handle



\* Over tightening can cause of breakage

Optional Horizontal Arm



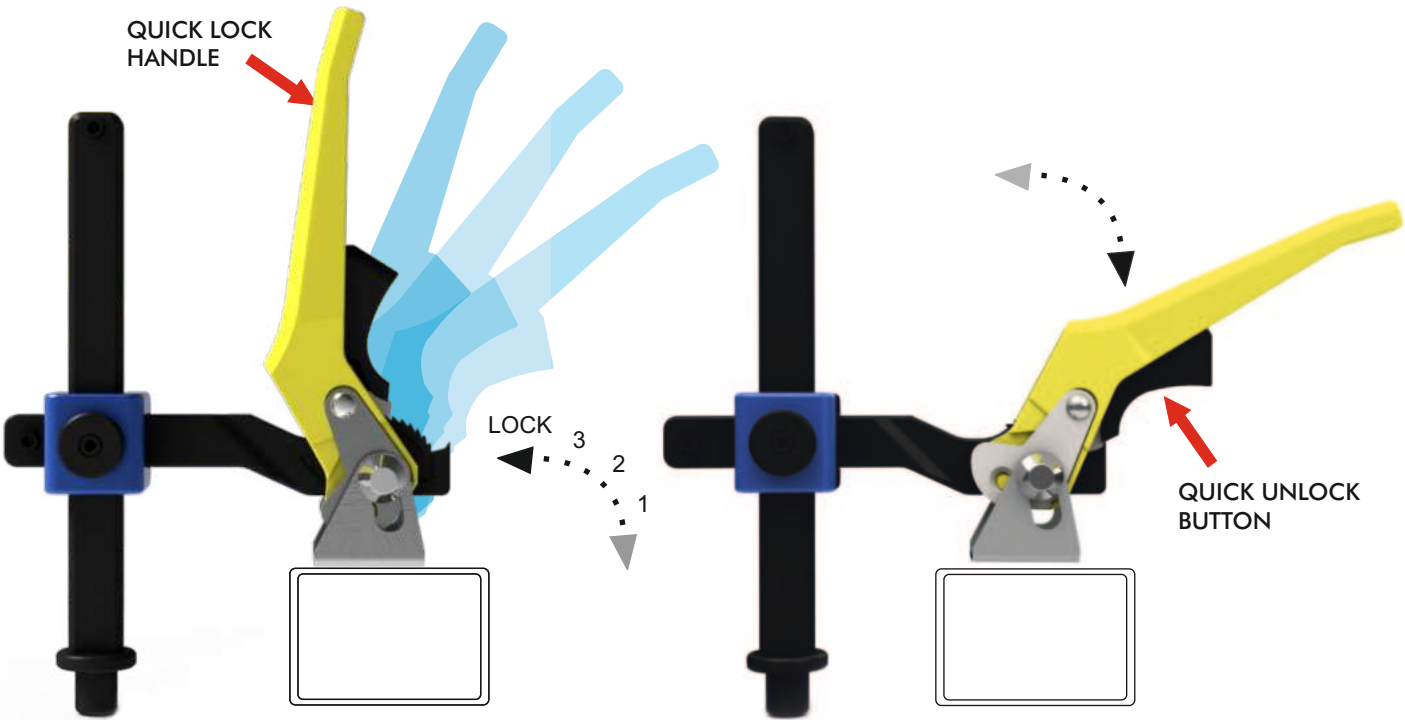
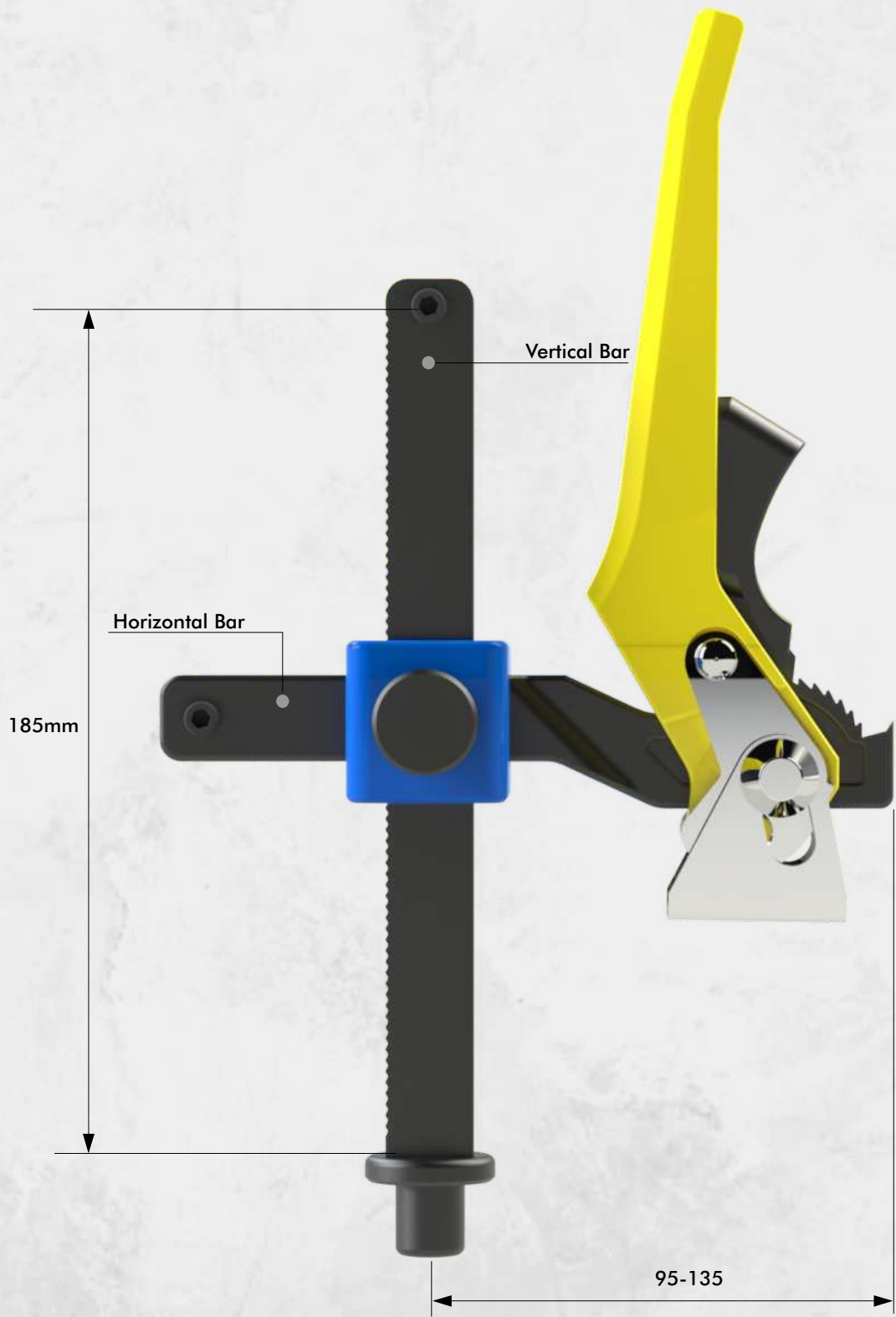
	Model No	Dia(Ø)	Height	Width	Maximum Load	Weight
INSERT CLAMP 200	IC 200	16 mm	200	150	2.5 kN	1.20 kg
INSERT CLAMP 300	IC 300	16 mm	300	200	2.5 kN	1.60 kg
INSERT CLAMP 400	IC 400	16 mm	400	250	2.5 kN	2.00 kg






RATCHET INSERT CLAMP

Fast tension **Ratchet Insert Clamp**, used to clamp welding parts quickly and powerfully. the force can be individually adjusted with the grating. with the new handwheel on the cast iron cross, it is height-adjustable within seconds. Additionally the vertical bar is reinforced. The fast tension Ratchet clamp is recommended only for D16 nitrided welding tables.



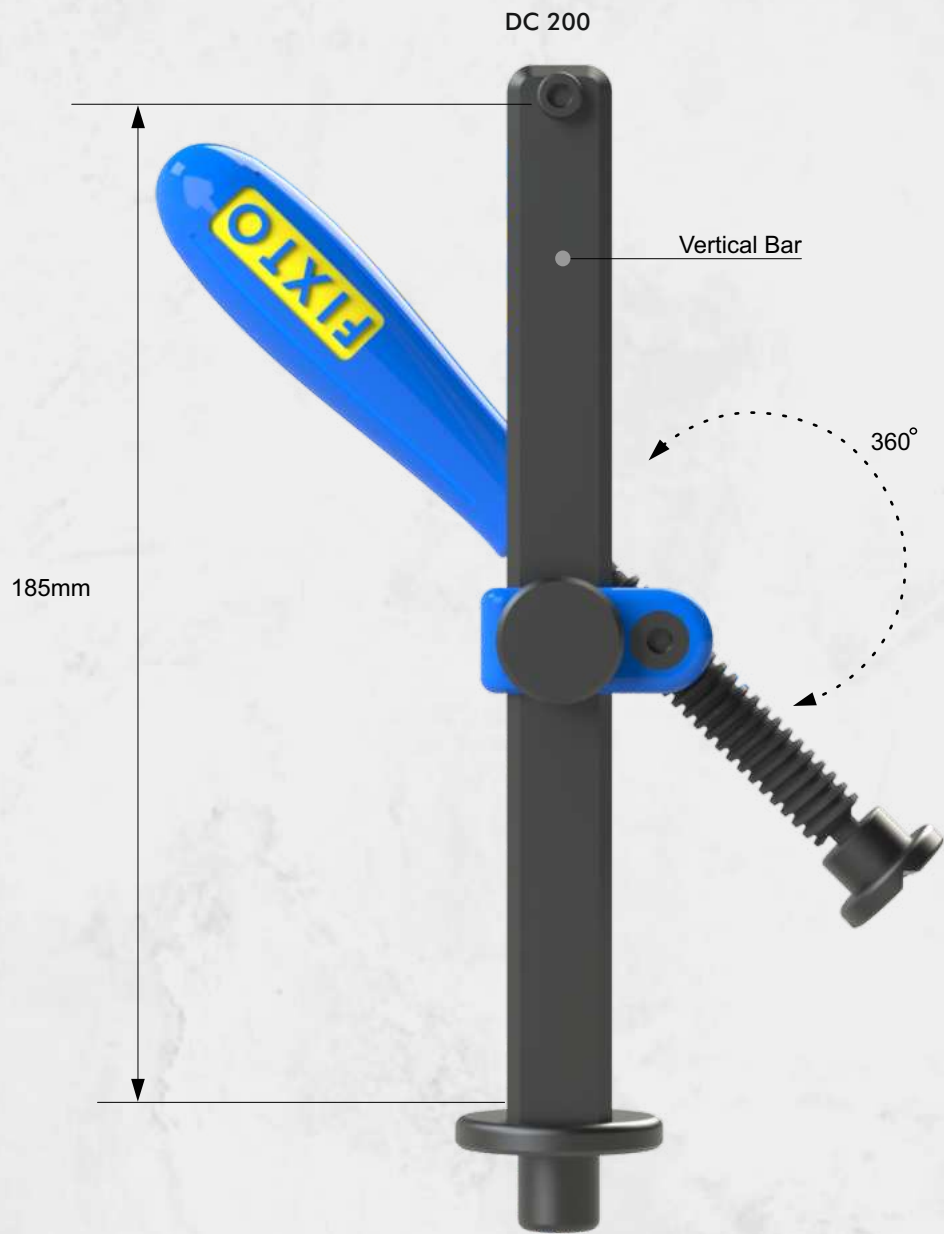
	Model No	Height	Length	Maximum Load	Weight
Ratchet Insert Clamp	RIC 200	185	95-135	2.5 kN	1.20 kg





DEGREE INSERT CLAMP

the direct clamp can be use for infinitely variable range from 0° to 360° it can be used for inclined and vertical positions. It is time-saving, quick adjustable clamping and de-clamping element. offer special lengths of vertical bars.



Optional Swivel Pads



Prism  
(Default)



V Block



Pressure Ball



SS Prism



SS V Block



SS Pressure Ball

Optional Tommy Bar Handle




\* Over tightening can cause of breakage




DC 200

DC 300



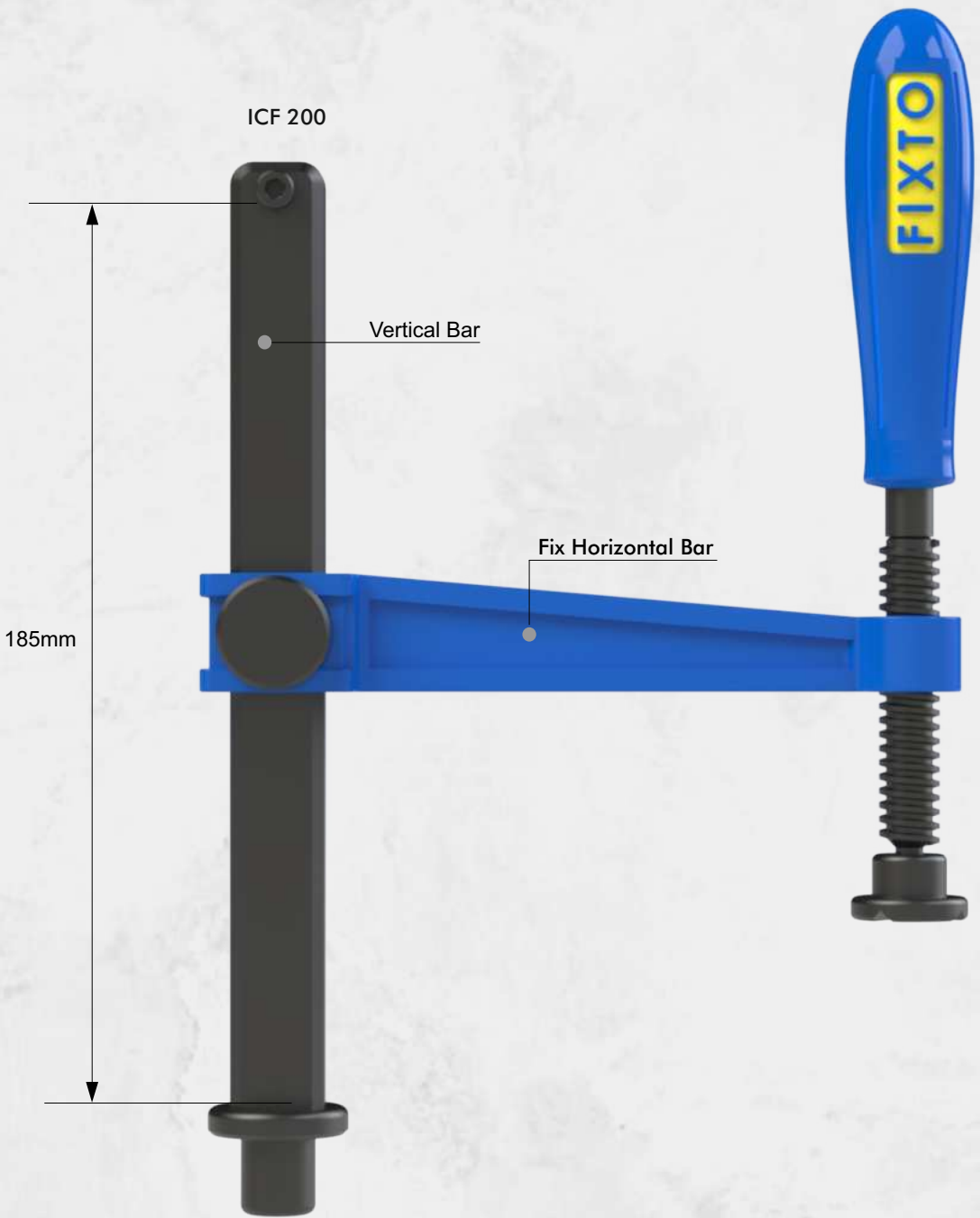
	Model No	Dia(Ø)	Height	Locking Adjustment	Maximum Load	Weight
DEGREE INSERT CLAMP 200	DC 200	16 mm	200	360°	2.5 kN	0.70 kg
DEGREE INSERT CLAMP 300	DC 300	16 mm	300	360°	2.5 kN	0.90 kg





INSERT FIX CLAMP

Insert Fix Clamp, enables fast, powerful and exact clamping with a variety of welding elements. It is time-saving, quick adjustable clamping and declamping element. We offer special vertical bars.




\* Over tightening can cause of breakage



ICF 200

	Model No	Dia(Ø)	Height	Width	Maximum Load	Weight
INSERT FIX CLAMP 200	ICF 200	16 mm	200	135	2.5 kN	1.20 kg






SWING INSERT CLAMP

D16 | **FIXTO**<sup>®</sup>

The **Swing Insert Clamp** 90°, enables precise and powerful clamping of components at a 90°angle relative to the system bore holes. In this clamp the vertical height is adjustable. It is time-saving, quick adjustable clamping and de-clamping element.



Optional Swivel Pads



Optional Tommy Bar Handle



\* Over tightening can cause of breakage

D16 | **FIXTO**<sup>®</sup>



SW 200



	Model No	Dia(Ø)	Height	Maximum Load	Weight
SWING INSERT CLAMP 200	SW 200	16 mm	200	2.5 kN	1.20 kg





UNIVERSAL INSERT CLAMP

the direct clamp can be use for infinitely variable range from 0 to 360 it can be used for inclined and vertical position. it is time- saving quickly adjustable clamping and de-clamping element We offer special lengths of vertical bars.



Optional Swivel Pads



Optional Tommy Bar Handle



\* Over tightening can cause of breakage


Insert Lock Clamp



UIC 200



	Model No	Height	Length	Maximum Load	Weight
Universal Insert Clamp	UIC 200	200	150	3.5 kN	0.9 kg







**PRISM FOR INSERT CLAMPS**

Prism for Insert clamps, suitable for clamping of round and square tubes. the ball head of the threaded rod, the prism is movable and can therefore be fixed precisely on the object. It is replaceable by simply taking it off the ball head. The prism is available in various material finishes. The stainless steel prism is used for scratch-resistant precious metals (rust preventive)



Prism  
(Default)



SS Prism

Model No      Dia(Ø)      Weight

<b>PRISM MS</b>	PRISM MS	25 mm	0.02 kg
-----------------	----------	-------	---------

<b>PRISM SS</b>	PRISM SS	25 mm	0.02 kg
-----------------	----------	-------	---------

**V PAD FOR INSERT CLAMPS**

V Pad is fully functional compatible with D16 holes and insert clamps. The 135° angle creates a stable support surface for all round tubes. It is replaceable by simply taking it off the ball head. The V pad is available in various material finishes. The stainless V pad is used for scratch-resistant precious metals (rust preventive)



MS V PAD



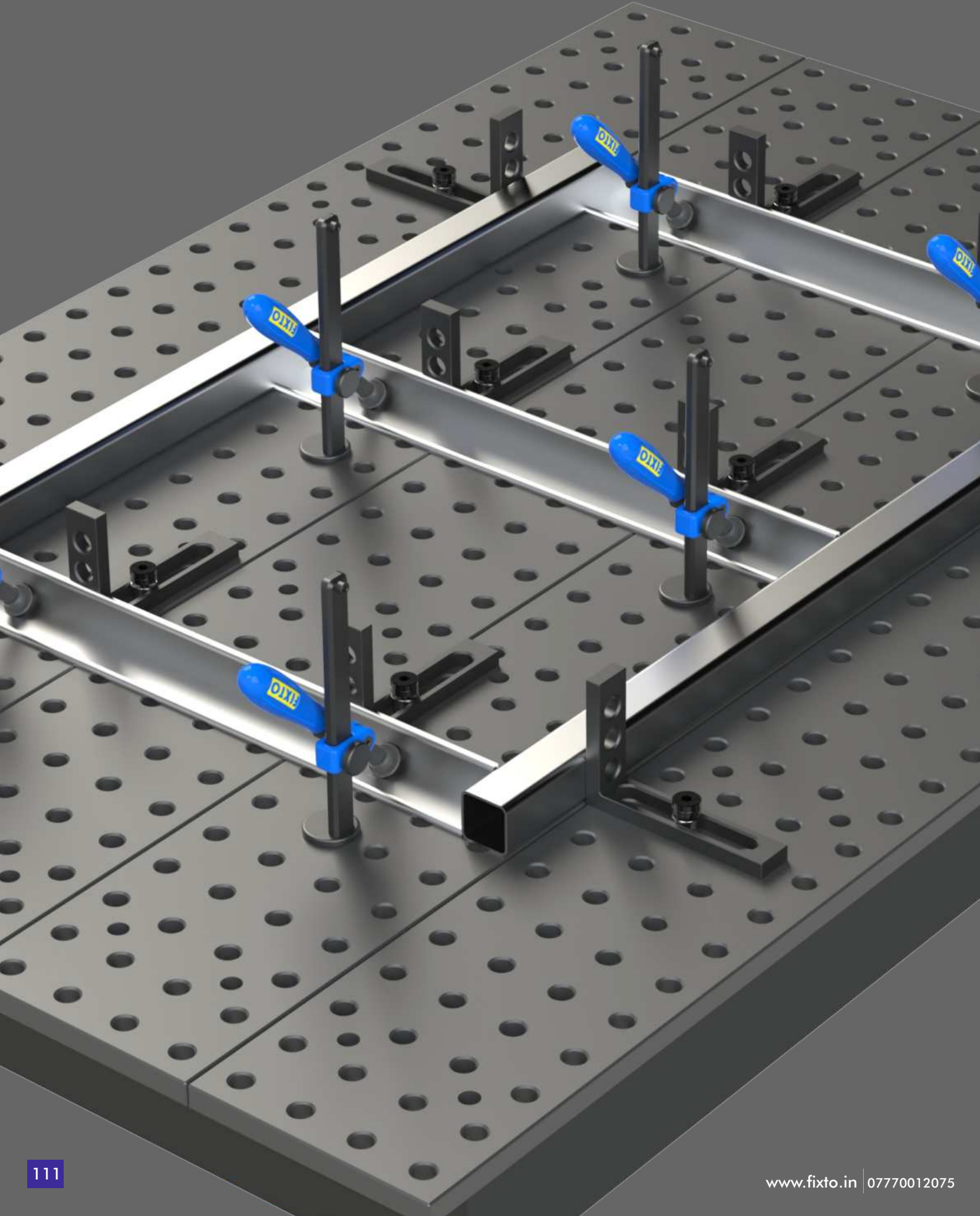
SS-316 V PAD

Model No      Dia(Ø)      Weight

<b>V PAD MS</b>	V PAD MS	25 mm	0.02 kg
-----------------	----------	-------	---------

<b>V PAD SS</b>	V PAD SS	25 mm	0.02 kg
-----------------	----------	-------	---------





HALF ROUND FOR INSERT CLAMPS

Half round for insert clamps are specially designed for clamping in corners or grooves. The ball head of the threaded rod, the half round is movable and can therefore be fixed precisely on the object. It is replaceable by simply taking it off the ball head. The half round is available in various material finishes. The stainless steel half round is used for scratch-resistant precious metals (rust preventive)



MS HALF ROUND

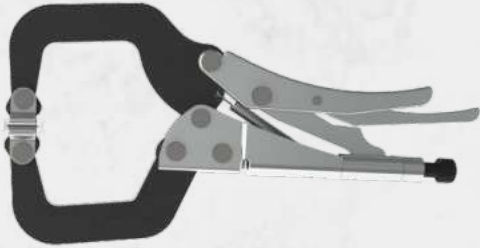



SS HALF ROUND

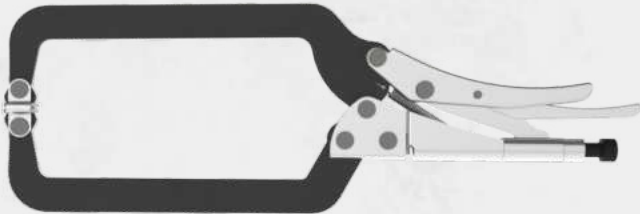
	Model No	Dia(Ø)	Weight
HALF ROUND MS	HALF ROUND MS	25 mm	0.02 kg
HALF ROUND SS	HALF ROUND SS	25 mm	0.02 kg



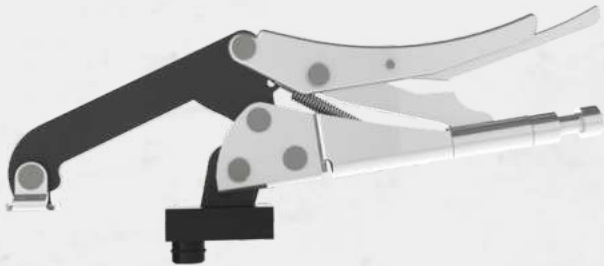




PL 100



PL 200

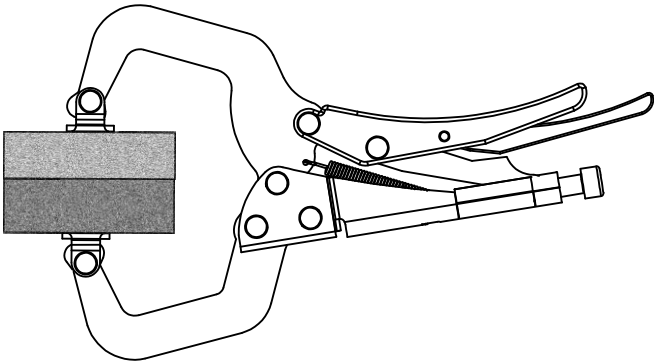




SPL 100

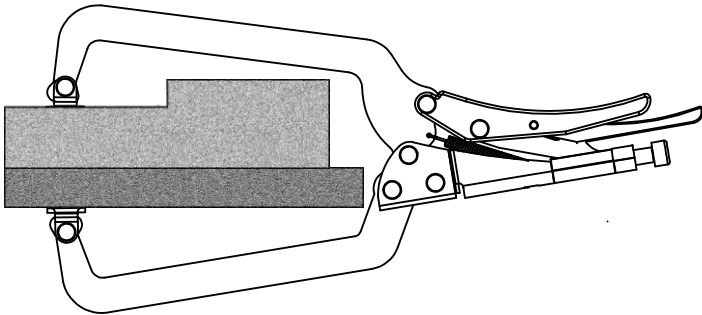
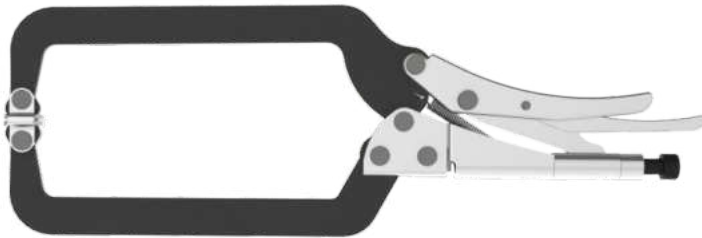


SPL 200



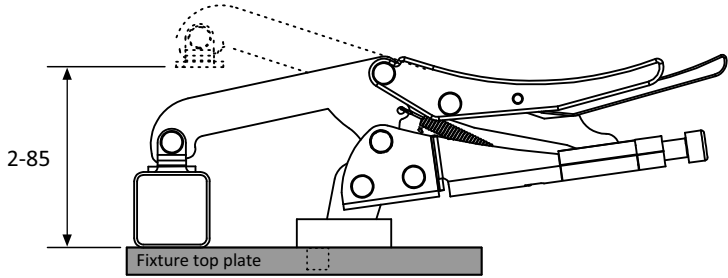
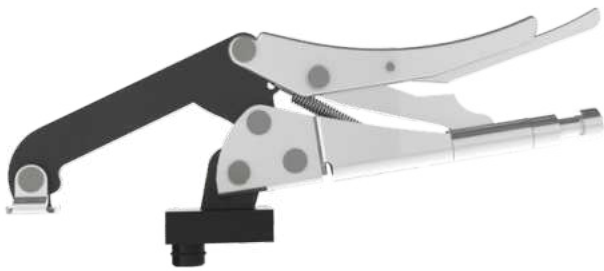



	Model No	Length	Throat Depth	Jaw Depth	Weight
<b>JAW PLIER 100</b>	PL 100	257	68	100	0.95 kg

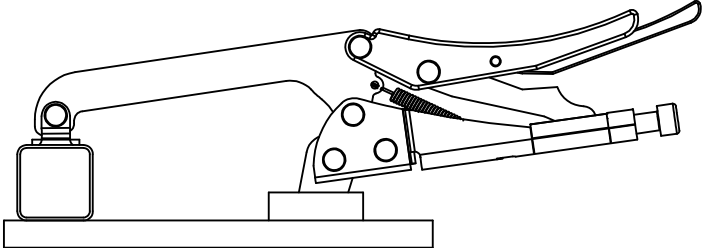


	Model No	Length	Throat Depth	Jaw Depth	Weight
<b>JAW PLIER 200</b>	PL 200	387	200	100	1.35 kg






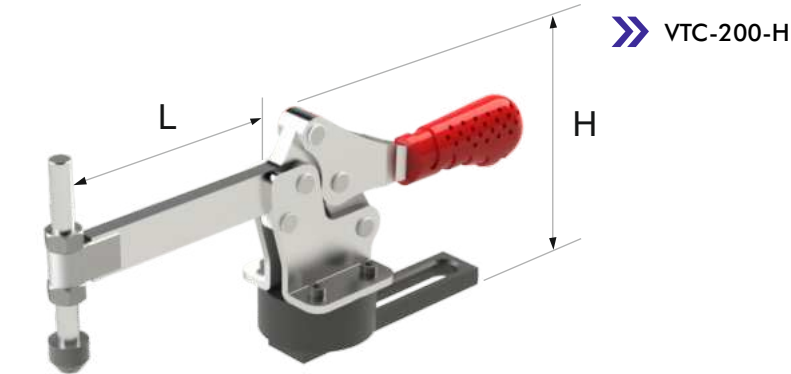

	Model No	Dia(Ø)	Length	Throat Depth	Jaw Depth	Weight
<b>SINGLE JAW PLIER 100</b>	SPL 100	16 mm	300	200	100	1.20 kg



	Model No	Dia(Ø)	Width	Throat Depth	Jaw Depth	Weight
<b>SINGLE JAW PLIER 200</b>	SPL 200	16 mm	350	200	100	1.35 kg




These Toggle Clamps directly mount on FIXTO Tables, Square Blocks, all types of right angles, clamping squares & Malleable right angles



Model No.	Description	L	H
VTC-150	Vertical Action	54.5	174
VTC-250	Vertical Action	91	195
HTC-100	Horizontal Action	85.5	25
HTC-150	Horizontal Action	121	32
VTC-200-H	Vertical Action Horizontal Hold	200	75








RAB153




RAB122



RAB121



RAB721



RAB725



RAB950



RAB950SL



RAB950HL



SC 150



RIGHT ANGLE BRACKET

Right angle brackets can be utilized as a multi functional adjustable angle, by combining system bore holes and oblong slot. A height-adjustable support can be created, by combining with straight flat stops and right angle brackets. It also functions well as a stop for large parts.

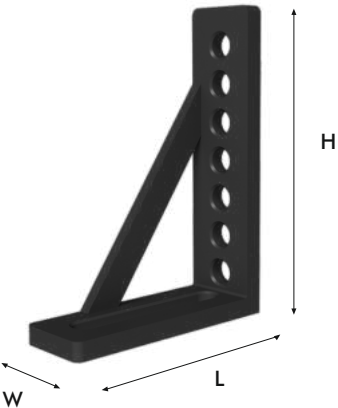
RAB153	Length	Width	Height	Thickness	Weight
	150	50	300	12	2.15 kg



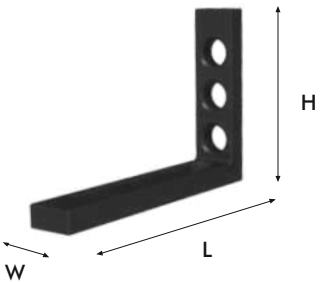
D16 FIXTO®



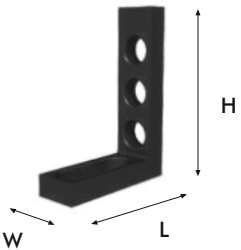
RAB122	Length	Width	Height	Thickness	Weight
	150	50	200	12	1.45 kg



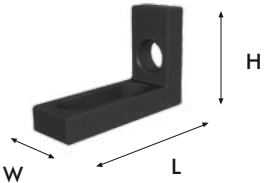
RAB121	Length	Width	Height	Thickness	Weight
	150	30	100	12	0.33 kg



RAB721	Length	Width	Height	Thickness	Weight
	75	30	100	12	0.25 kg



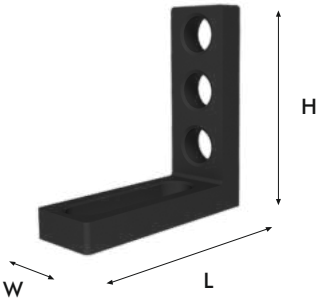
RAB725	Length	Width	Height	Thickness	Weight
	75	30	50	12	0.17 kg





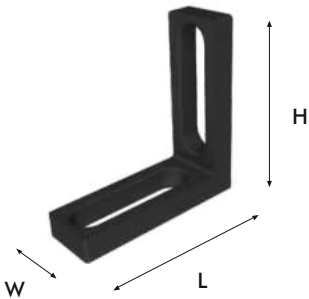
Right angle bracket RAB950 can be utilized as a multi functional adjustable angle

RAB950	Length	Width	Height	Thickness	Weight
	90	30	90	12	0.32 kg



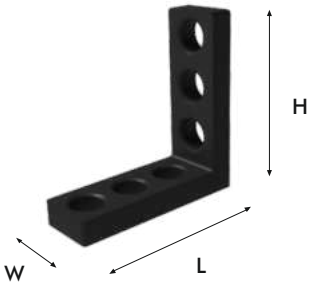
Right angle bracket RAB950 SL, adjustable due to the oblong slots, is a versatile and infinitely variable tool.

RAB950SL	Length	Width	Height	Thickness	Weight
	90	30	90	12	0.27 kg




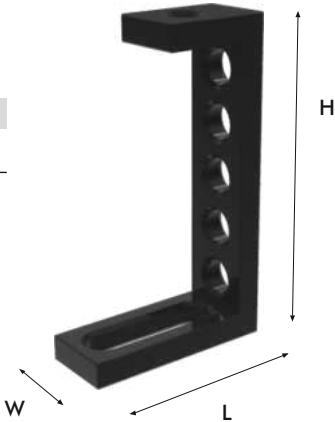
Right angle bracket RAB950 HL, with both side bore holes can be used as a fix support bracket.

RAB950HL	Length	Width	Height	Thickness	Weight
	90	30	90	12	0.36 kg



FIXTO Stop and Clamping Angle is adjustable Right Angle for a multitude of applications, due to the combination of system bore holes and oblong slot. The additional head plate enables further combinations options with other right angles or pressing of job with insert clamp from top

SC 150	Length	Width	Height	Thickness	Weight
	90	30	150	12	0.32 kg








BRAB300L/R

BRAB500L/R

BRAB750L/R

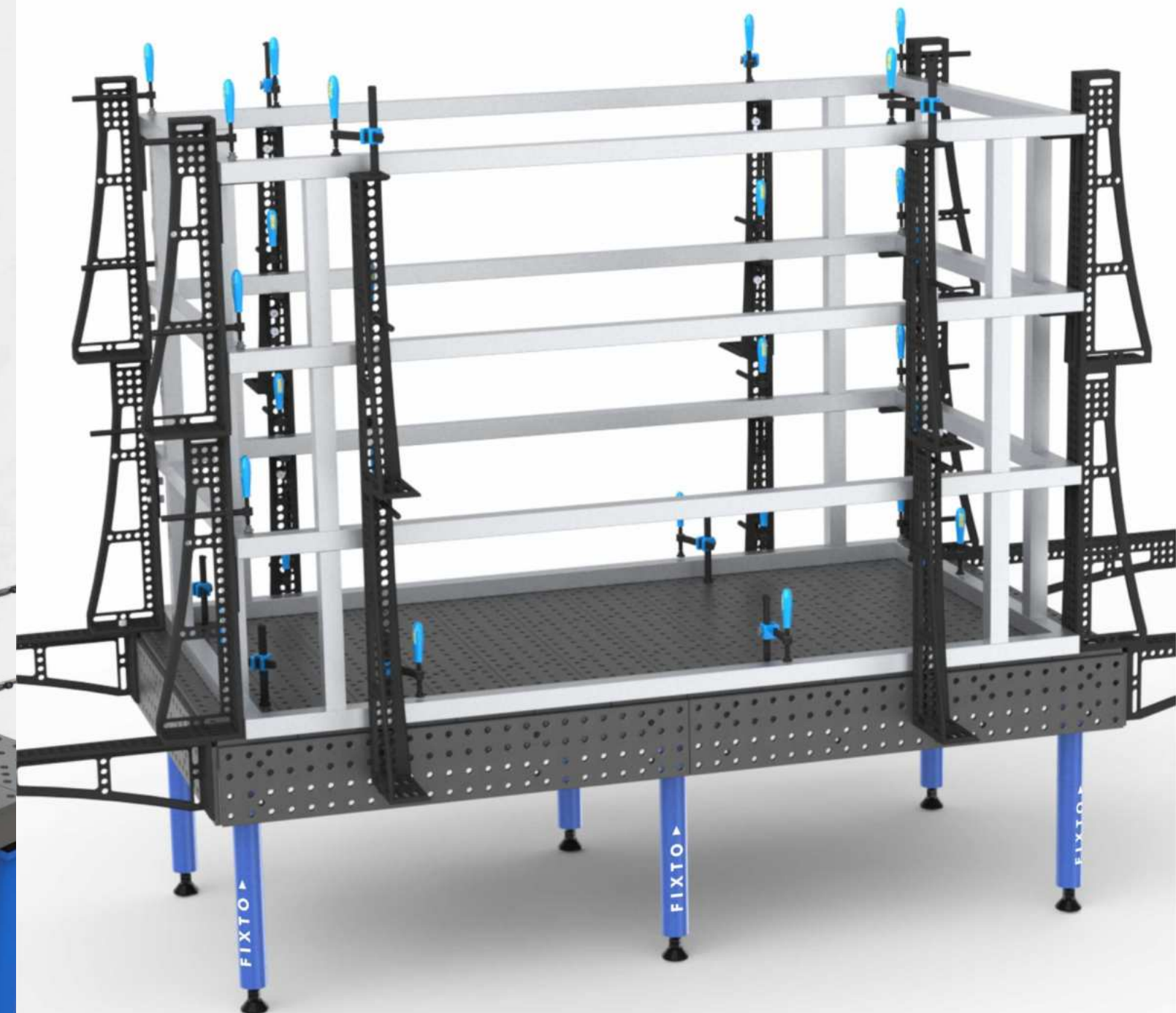


## BIG RIGHT ANGLE BRACKET 300, 500 & 750

Choose from a wide range of shapes, variant and sizes. Most of clamps are nitrided and corrosion resistant, wear free long lasting surfaces.

We also offer special aluminum BRAB for stainless steel processing, which are again easy to handle.

Big Right Angle Brackets opens up a multitude of clamping options, due to its three- dimensionally. it is specially designed for heavy parts. it serves both as a stopper as well as a table extension. Ordering in pairs is recommended.





BIG RIGHT ANGLE BRACKET 300 L/R - Nitrided

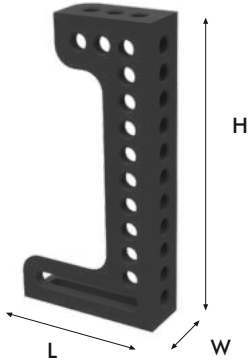
BRAB300L	Length	Width	Height	Thickness	Weight
	150	50	300	12	2.70 kg



BRAB300R	Length	Width	Height	Thickness	Weight
	150	50	300	12	2.70 kg



D16 FIXTO®

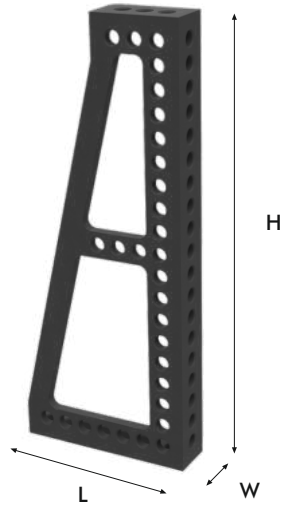


BIG RIGHT ANGLE BRACKET 500 L/R - Nitrided

BRAB500L	Length	Width	Height	Thickness	Weight
	200	50	500	12	5.50 kg



BRAB500R	Length	Width	Height	Thickness	Weight
	200	50	500	12	5.50 kg




BIG RIGHT ANGLE BRACKET 750 L/R - Nitrided

BRAB750L	Length	Width	Height	Thickness	Weight
	200	100	750	12	9.27 kg



BRAB750R	Length	Width	Height	Thickness	Weight
	200	100	750	12	9.27 kg



We also offer special aluminum / titanium BRAB for stainless steel processing, which are again easy to handle. We use this lightweight and high strength material for weight reasons for some big right angle bracket, However, the hardness of nitrided cast steel can not be achieved here.



Aluminum / Titanium



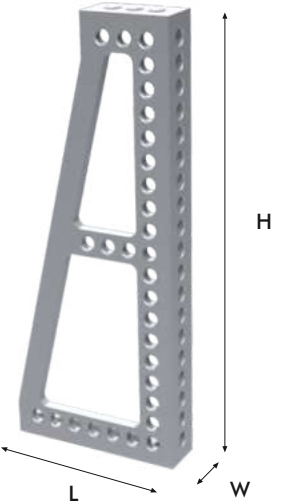
Aluminum / Titanium

BIG RIGHT ANGLE BRACKET 500 L/R - Aluminum-Titanium

BRAB500L-AT	Length	Width	Height	Thickness	Weight
	200	50	500	12	2.00 kg



BRAB500R-AT	Length	Width	Height	Thickness	Weight
	200	50	500	12	2.00 kg




BIG RIGHT ANGLE BRACKET 750 L/R - Aluminum-Titanium

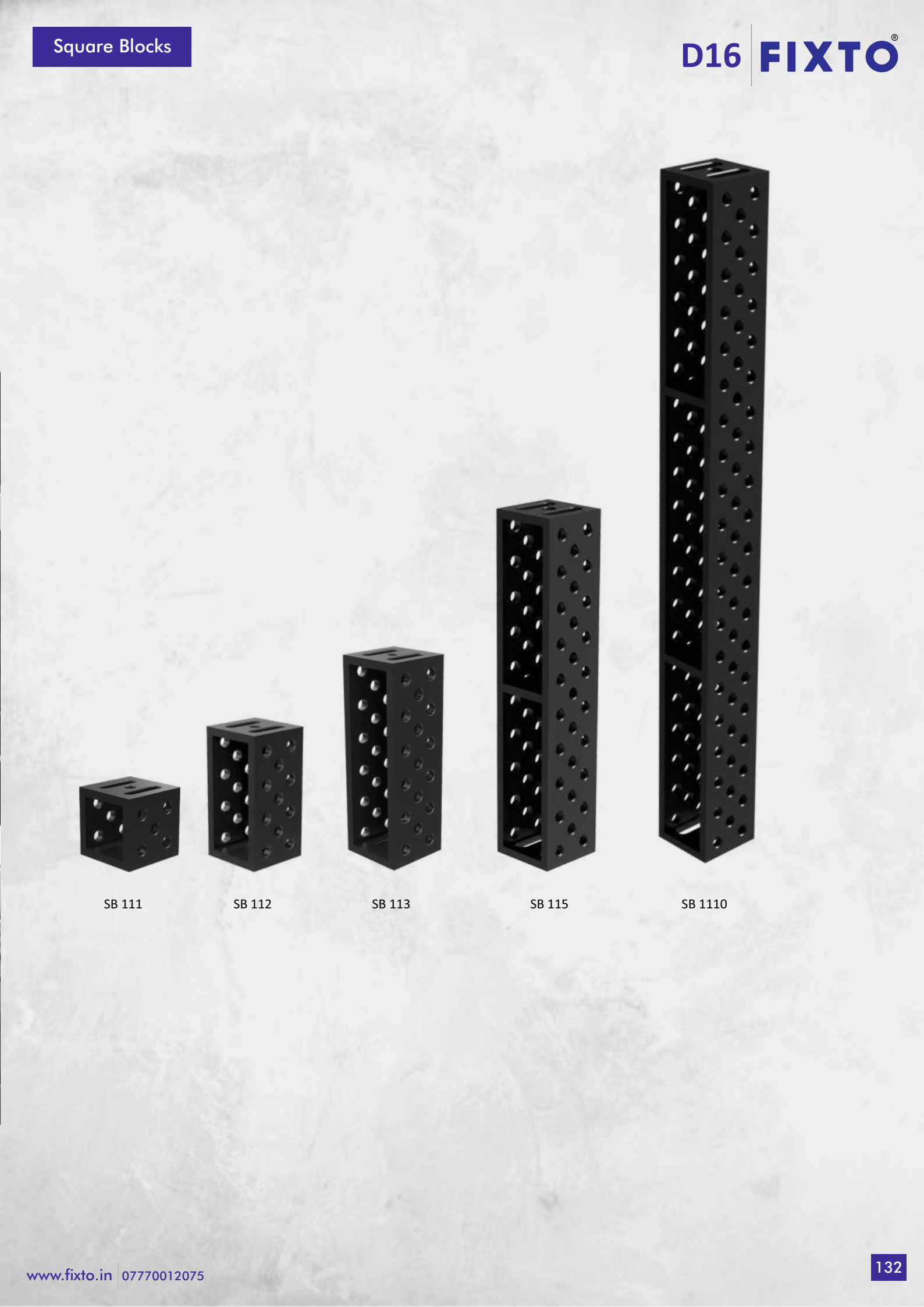

BRAB750L-AT	Length	Width	Height	Thickness	Weight
	200	100	750	12	3.33 kg



BRAB750R-AT	Length	Width	Height	Thickness	Weight
	200	100	750	12	3.33 kg







SB 111

SB 112

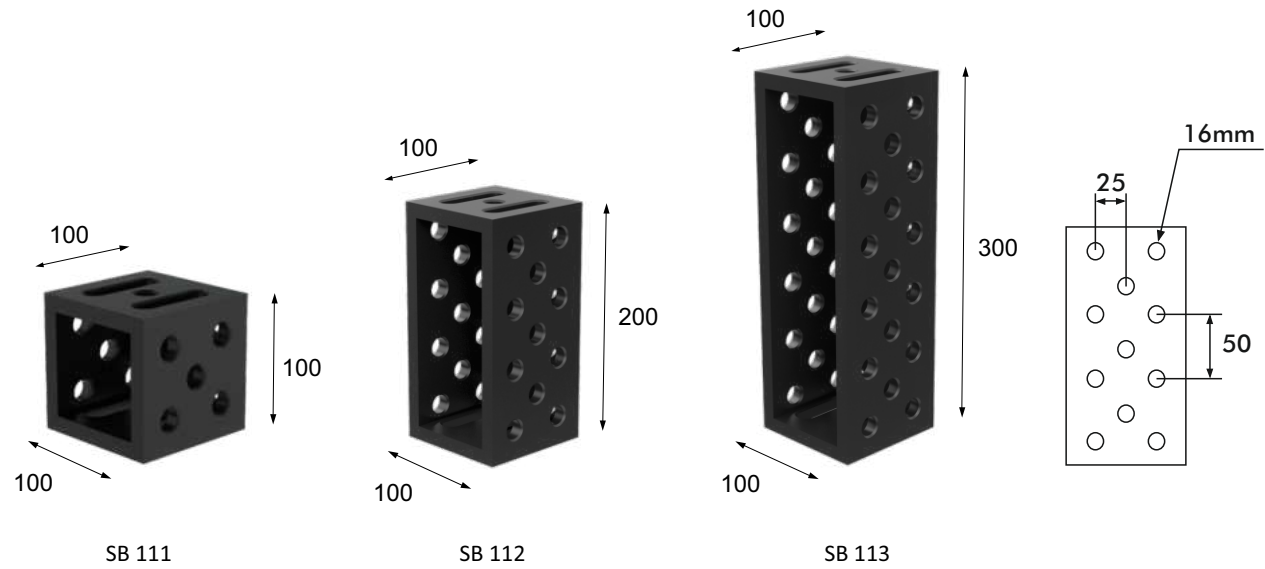
SB 113

SB 115


SB 1110



These precision machined Square Blocks, with accurate bored holes, allow you to elevate a workpiece to any desired height. Increase the working height or width of the table by mounting the blocks vertically or horizontally. Cross-join the blocks for use as a beam. Mount a FIXTO plate to the side of the table, or use the blocks to mount FIXTO plates underneath the tabletop to join FIXTO Tables together. Also Square Blocks can be stacked to elevate workpieces as needed in fixturing.



	Model No	Dia(Ø)	Width	Length	Height	Weight
SQUARE BLOCK 111	SB 111	16 mm	100	100	100	3.10 kg
SQUARE BLOCK 112	SB 112	16 mm	100	100	200	5.20 kg
SQUARE BLOCK 113	SB 113	16 mm	100	100	300	7.00 kg







SB 115



SB 1000

	Model No	Dia(Ø)	Width	Length	Height	Weight
<b>SQUARE BLOCK 115</b>	SB 115	16 mm	100	100	500	12.5 kg
<b>SQUARE BLOCK 1110</b>	SB 1000	16 mm	100	100	1000	24.3 kg







SFS 1590




SFS 2050



SFS 2512



SFS 3100



SFS 5100




FL 250



SFS 1590


This Clamp is specially designed to make a stop for object inside and outside the table as well as its used for V Block assembly while making fixture.



	Model No	Length	Width	Thickness	Weight
<b>STRAIGHT FLAT STOP 1590</b>	SFS 1590	150	30	12	0.16 kg

SFS 2050


This clamp has 2 slot and 2 hole option for flexible fixturing also it can be use to make a stop for objects inside and out side the table as well as its used for V Block assembly while making fixture.



	Model No	Length	Width	Thickness	Weight
<b>STRAIGHT FLAT STOP 2050</b>	SFS 2050	200	30	12	0.30 kg

SFS 2512

This Clamp is specially designed to make a stop for object inside and outside the table as well as its used for V Block assembly while making fixture.



	Model No	Length	Width	Thickness	Weight
<b>STRAIGHT FLAT STOP 2512</b>	SFS 2512	250	30	12	0.36 kg


SFS 3010

This clamp has long slot and maximum hole option for flexible and strong fixturing, also it can be use to make a stop for objects inside and out side the table as well as its used for V Block assembly while making fixture.



	Model No	Length	Width	Thickness	Weight
<b>STRAIGHT FLAT STOP 3010</b>	SFS 3010	300	50	12	1 kg





SFS 5100

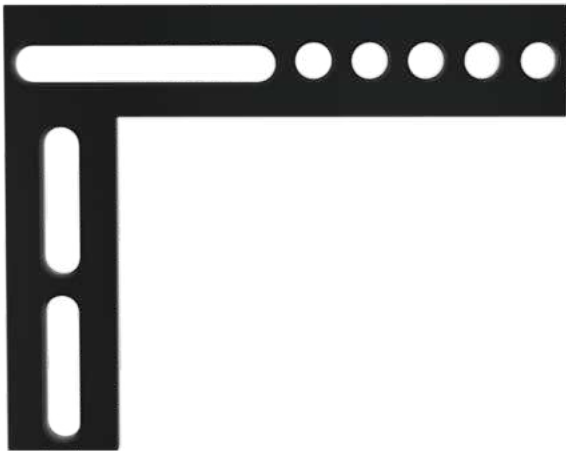
This Clamp is specially designed to make a stop for object inside and outside the table as well as its used for V Block assembly while making fixture.



	Model No	Length	Width	Thickness	Weight
<b>STRAIGHT FLAT STOP 5100</b>	SFS 5100	500	50	12	1.40 kg


FL 250

FIXTO Flat Angle, fixed or variable due to the combination of system bore holes and the oblong slot. The Flat Angle can be use for left and right hand.



	Model No	Length	Width	Thickness	Weight
<b>FLAT ANGLE 250</b>	FL 250	250	50	12	1.5 kg





BLB 27



BLB 24



BLB AUTO



BLB 27 FL



BLB 24 FL



FLUSH MOUNTING BOLT



MAG BOLT



BLB COMBO



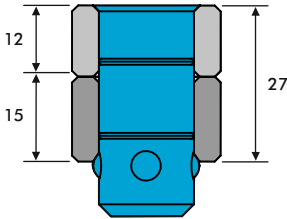
BLB 27 FLUSH

Ball Lock Bolts are a time-saving, efficient, and handy method of fastening fixture elements to the FIXTO Tabletop, especially in tight spaces and hard-to-reach areas of the tabletop. The quick-setting Ball Lock Bolts provide accurate locating and clamping at the same time.




BLB 27 FL

- BLB FLUSH is specially designed to use entire area of fixture surface if any component heating the bolts head.
- For Locking Clamping Accessories (SFS,RAB and BRAB etc) and Top Plate Together



For Locking table top and clamp together

	Model No	Dia(Ø)	Length	Tightening Torque	Tensile Force	Weight
<b>BALL LOCK BOLT FLUSH 27</b>	BLB 27 FL	16mm	27	10 Nm	3 kN	0.05 kg



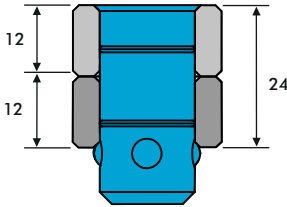
BLB 24 FLUSH

Ball Lock Bolts are a time-saving, efficient, and handy method of fastening fixture elements to the FIXTO Tabletop, especially in tight spaces and hard-to-reach areas of the tabletop. The quick-setting Ball Lock Bolts provide accurate locating and clamping at the same time.



BLB 24 FL

- BLB FLUSH is specially designed to use entire area of fixture surface if any component heating the bolts head.
- For Locking Clamp and Clamp (SFS,RAB and BRAB etc) Together.



For Locking clamp and clamp together

	Model No	Dia(Ø)	Length	Tightening Torque	Tensile Force	Weight
<b>BALL LOCK BOLT FLUSH 24</b>	BLB 24 FL	16mm	24	10 Nm	3 kN	0.04 kg



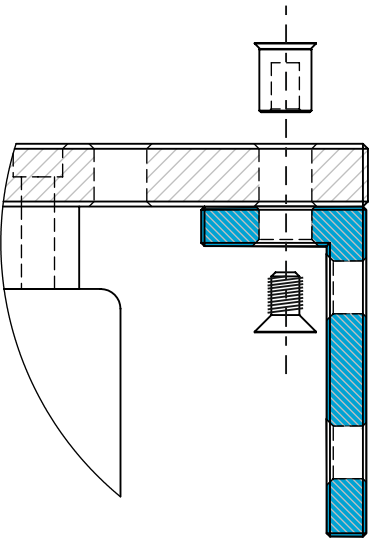


FLUSH MOUNTING BOLT

Ball Lock Bolts are a time-saving, efficient, and handy method of fastening fixture elements to the FIXTO Tabletop, especially in tight spaces and hard-to-reach areas of the tabletop. The quick-setting Ball Lock Bolts provide accurate locating and clamping at the same time.





▶ For Locking Clamping Accessories (SFS,RAB and BRAB etc) and Top Plate Together



FLUSH MOUNTING BOLT

	Model No	Dia(Ø)	Length	Tightening Torque	Tensile Force	Weight
<b>FLUSH MOUNTING BOLT</b>	FMB16	16mm	27	15 Nm	4 kN	0.04 kg




MAG BOLT

Ball Lock Bolts are a time-saving, efficient, and handy method of fastening fixture elements to the FIXTO Tabletop, especially in tight spaces and hard-to-reach areas of the tabletop. The quick-setting Ball Lock Bolts provide accurate locating and clamping at the same time.




▶ For making magnetic surface on clamping surfaces to rest and hold the sheet metal components.



MAG BOLT

	Model No	Dia(Ø)	Length	Tightening Torque	Tensile Force	Weight
<b>MAGNETIC BOLT</b>	MAG BOLT	16mm	43	-	-	0.08 kg





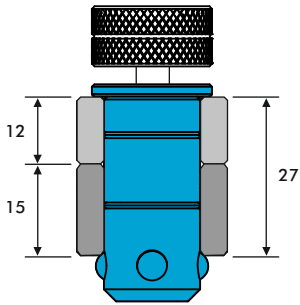
BLB 27

Ball Lock Bolts are a time-saving, efficient, and handy method of fastening fixture elements to the FIXTO Tabletop, especially in tight spaces and hard-to-reach areas of the tabletop. The quick-setting Ball Lock Bolts provide accurate locating and clamping at the same time.




BLB 27

▶ For Locking Top Plate & Clamping Accessories (SFS,RAB and BRAB etc) Together.



For Locking table top and clamp together

	Model No	Dia(Ø)	Length	Tightening Torque	Tensile Force	Weight
<b>BALL LOCK BOLT 27</b>	BLB 27	16mm	27	10 Nm	10 kN	0.09 kg



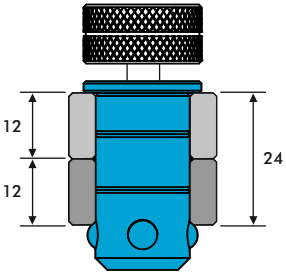
BLB 24

Ball Lock Bolts are a time-saving, efficient, and handy method of fastening fixture elements to the FIXTO Tabletop, especially in tight spaces and hard-to-reach areas of the tabletop. The quick-setting Ball Lock Bolts provide accurate locating and clamping at the same time.




BLB 24

▶ For Locking Clamp & Clamp (SFS,RAB and BRAB etc) Together.



For Locking clamp and clamp together

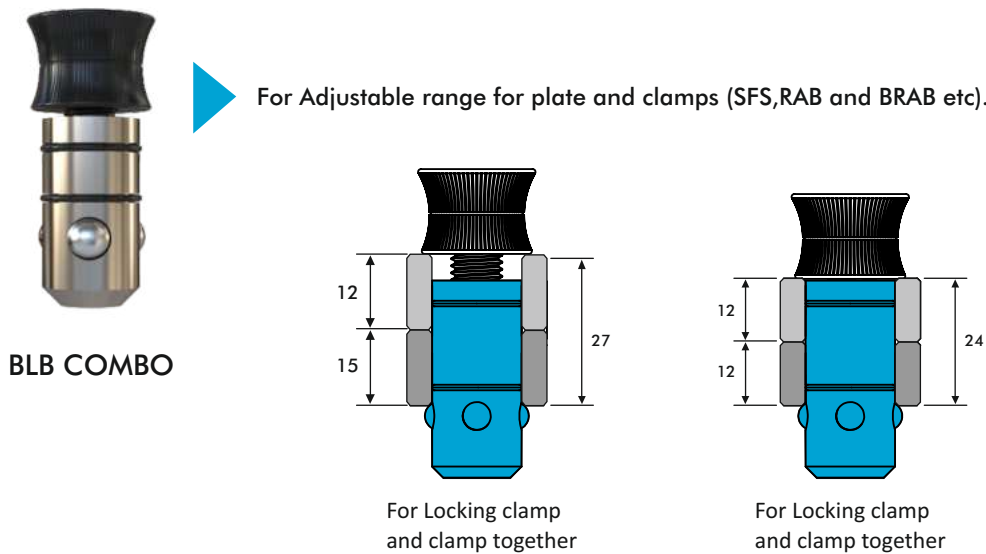
	Model No	Dia(Ø)	Length	Tightening Torque	Tensile Force	Weight
<b>BALL LOCK BOLT 24</b>	BLB 24	16mm	24	10 Nm	10 kN	0.08 kg



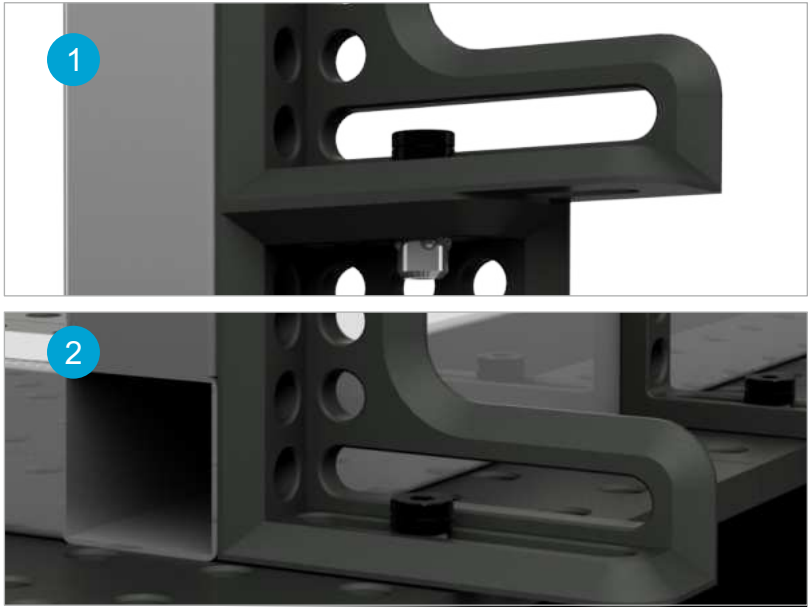


BLB COMBO

Ball Lock Bolts are a time-saving, efficient, and handy method of fastening fixture elements to the FIXTO Tabletop, especially in tight spaces and hard-to-reach areas of the tabletop. The quick-setting Ball Lock Bolts provide accurate locating and clamping at the same time.



	Model No	Dia(Ø)	Length	Tightening Torque	Tensile Force	Weight
<b>BALL LOCK BOLT COMBO</b>	BLB COMBO	16mm	22-32	10 Nm	10 kN	0.08 kg



- 1 This image shows that BLB Auto can lock clamp and clamp together
- 2 This image shows that in the same fixture it can lock table top and clamp together





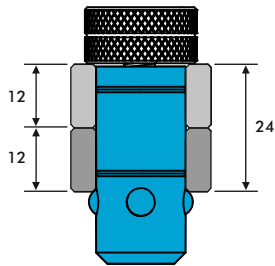
BLB AUTO

Ball Lock Bolts are a time-saving, efficient, and handy method of fastening fixture elements to the FIXTO Tabletop, especially in tight spaces and hard-to-reach areas of the tabletop. The quick-setting Ball Lock Bolts provide accurate locating and clamping at the same time.

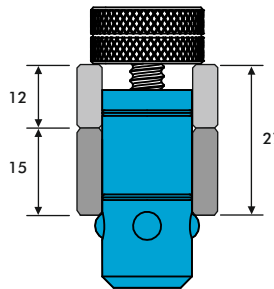


BLB AUTO

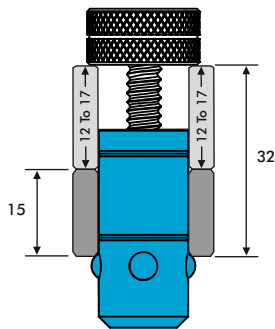
▶ For Adjustable range for plate and clamps (SFS,RAB and BRAB etc).



For Locking clamp and clamp together




For Locking table top and clamp together




Special locking adjustment to lock customise clamping thickness up to 32mm


	Model No	Dia(Ø)	Length	Tightening Torque	Tensile Force	Weight
<b>BALL LOCK BOLT AUTO</b>	BLB AUTO	16mm	22-32	10 Nm	10 kN	0.08 kg




- 1 This image shows that BLB Auto can lock clamp and clamp together
- 2 This image shows that in the same fixture it can lock table top and clamp together








VB 90



VB 120



VB 135




VB 90 FL



VB 120 FL



VB 135 FL



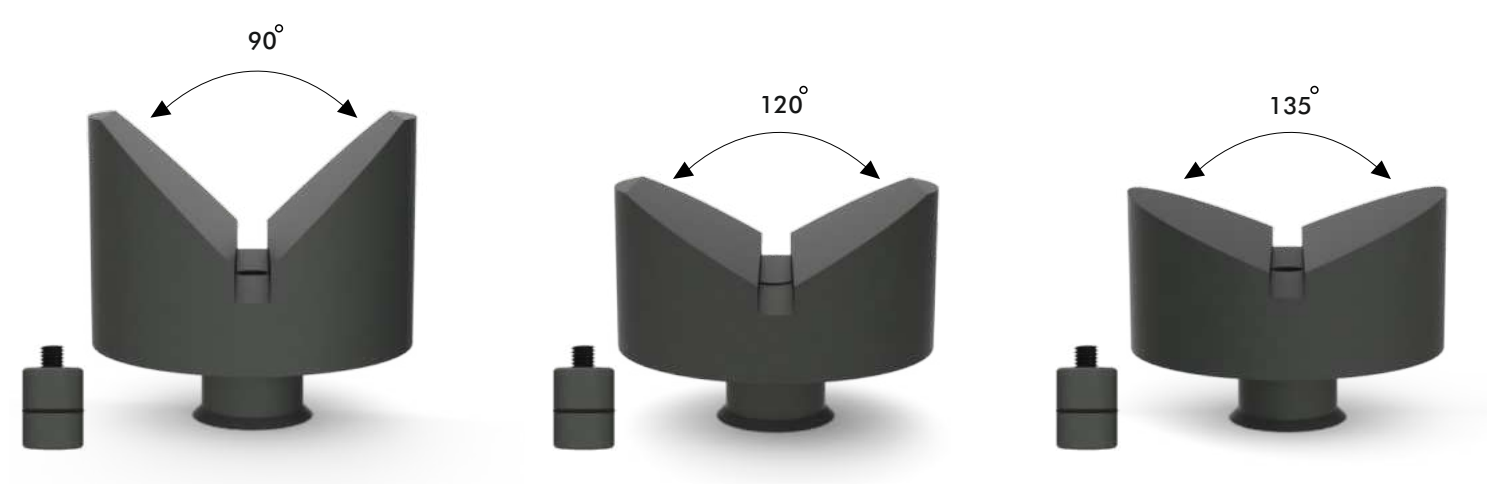
VB 90/120 UL



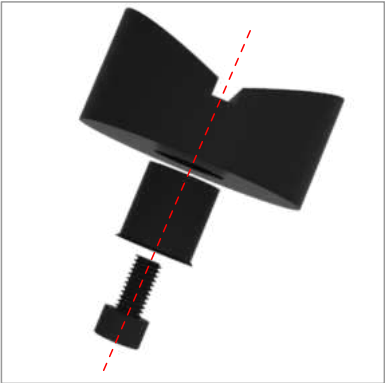
V BLOCK UNIVERSAL

D16 **FIXTO**

V Block Universal with screw-in collar can be fastened in the fixture holes. For free positioning of the V Block in any angle. The V block creates a stable surface especially for round pipes and can be used for all D16 tables and clamps



	Model No	Dia(Ø)	Angle	Max Tube Size Dia(Ø)	Weight
<b>V BLOCK 90</b>	VB 90	50 mm	90°	50	0.36 kg
<b>V BLOCK 120</b>	VB 120	50 mm	120°	60	0.30 kg
<b>V BLOCK 135</b>	VB 135	50 mm	135°	70	0.29 kg

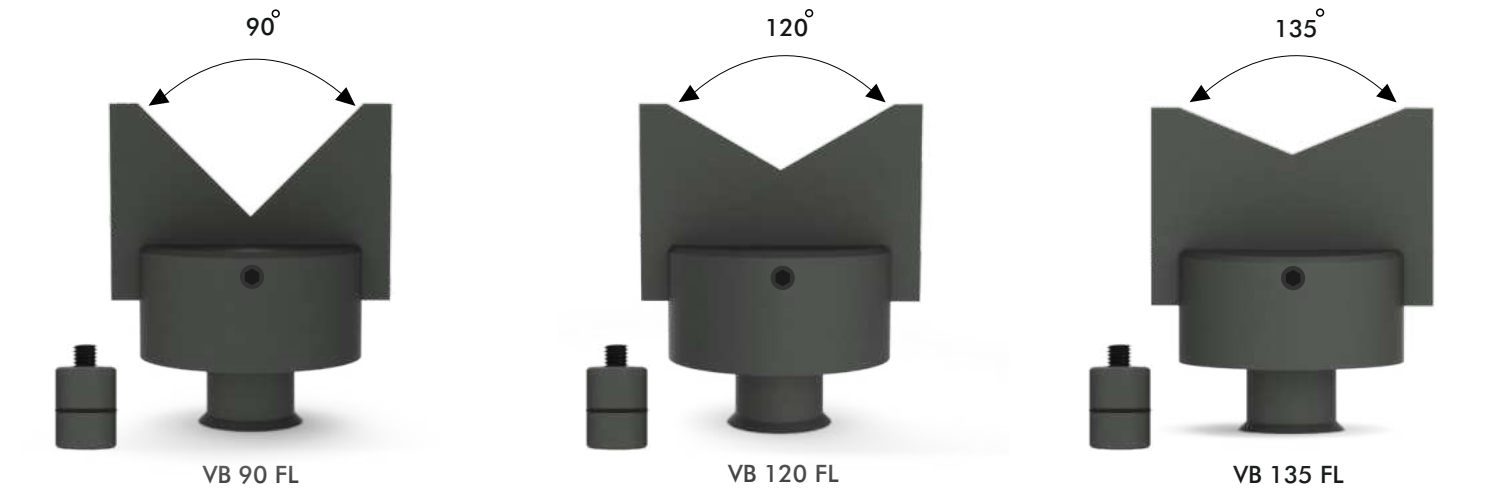


Exploded view of assembly

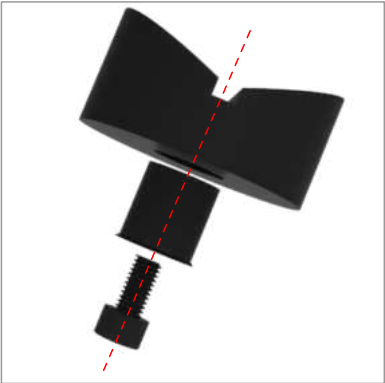
V BLOCK FLAT

D16 **FIXTO**



The V Block Flat supports round pipe at bends and elbows in fixturing, preventing lateral movement and providing clamp support. The low profile design allows use of multiple V Block Flat as needed to elevate stock, leaving ample space for clamping.




	Model No	Dia(Ø)	Angle	Max Tube Size Dia(Ø)	Weight
<b>V BLOCK FLAT 90</b>	VB 90 FL	50 mm	90°	50	0.25 kg
<b>V BLOCK FLAT 120</b>	VB 120 FL	50 mm	120°	60	0.25 kg
<b>V BLOCK FLAT 135</b>	VB 135 FL	50 mm	135°	70	0.25 kg



Exploded view of assembly

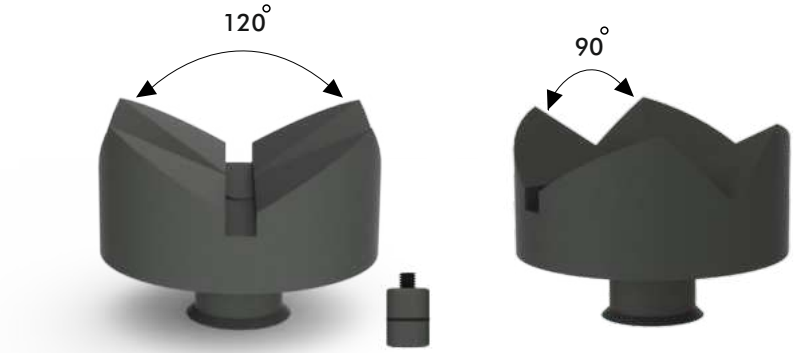




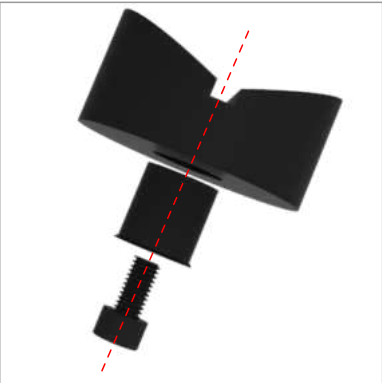


**V BLOCK UNIVERSAL**

V Block Universal with screw-in collar can be fastened in the fixture holes. For free positioning of the V Block in any angle. The V block creates a stable surface especially for round pipes and can be used for all D16 tables and clamps




VB 90/120 UL



Exploded view of assembly

	Model No	Dia(Ø)	Angle	Max Tube Size Dia(Ø)	Weight
<b>V BLOCK UNIVERSAL 90/120</b>	VB 90/120 UL	50 mm	90°	50	0.36 kg






Off-center pad provide a quick way to position the edge of the workpiece to a location stop. The 360° rotation allows infinite adjustment.



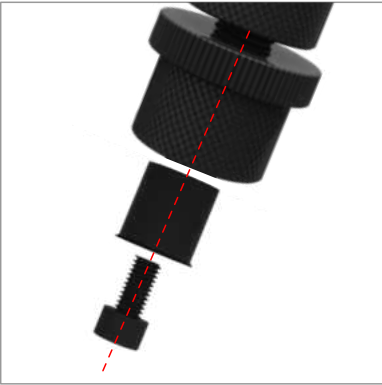
	Model No	Diameter	Hole Diameter	Adjustment Range	Offset
OFF CENTRE PAD	OCP 40	40	16	0-45	5mm
OFF CENTRE PAD	OCP 60	60	16	0-79	17.5mm





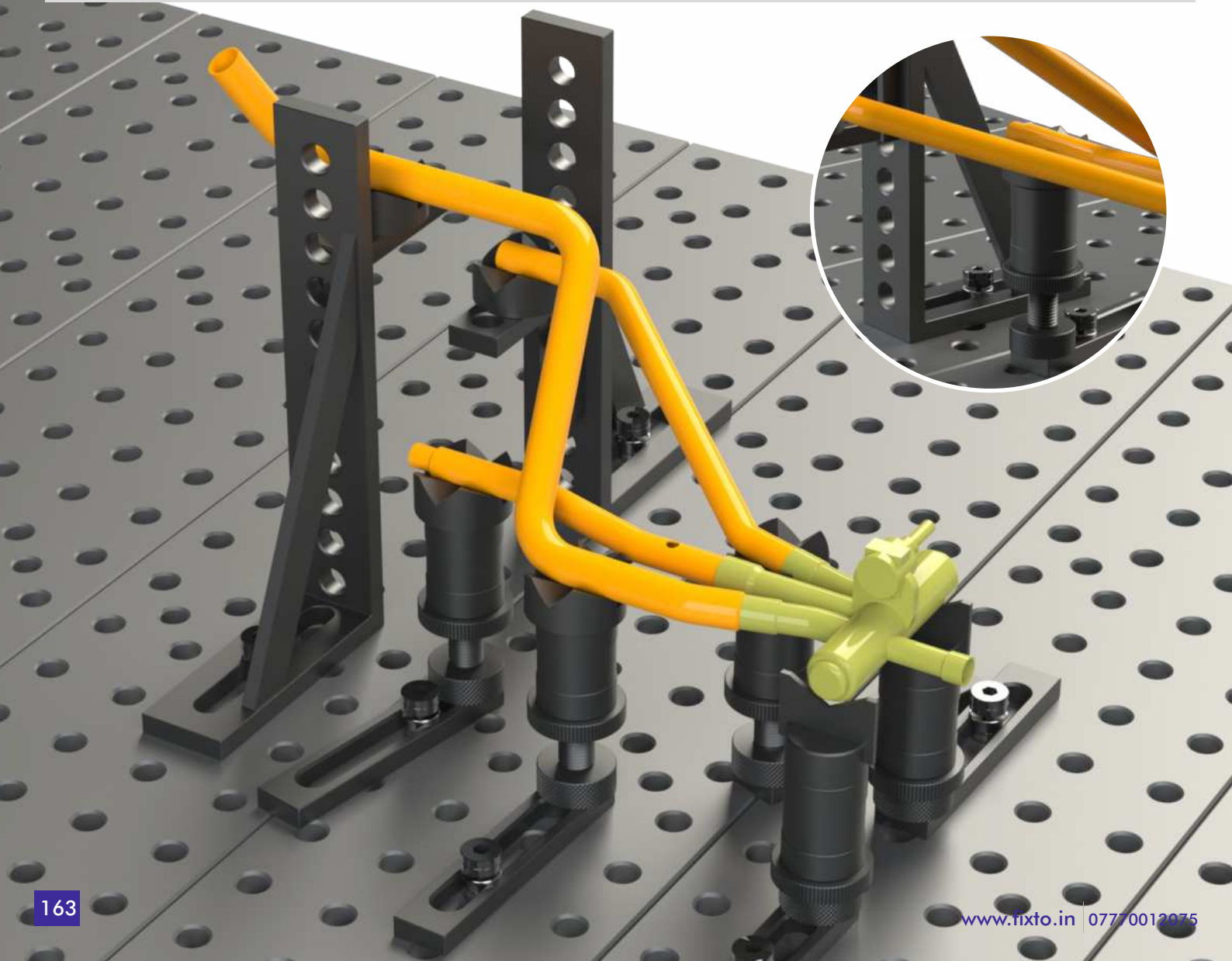
HEIGHT ADJUSTABLE SPACER

Adjustable Spacer is operated manually by hand adjustment, with a turn of the easy grip knurled band for complete control in precise , minute height adjustment.



Exploded view of assembly

	Model No	Adjustable Range	Locating Dia	Weight
HEIGHT ADJUSTABLE SPACER	ASP 40	60 - 80	16	-




LOCATOR

The Locator features 16mm bored hole V-Block hole V-Block and Adjustable Spacers insert into any fixturing hole on the FIXTO Table for us as a support or rest for aligning object.



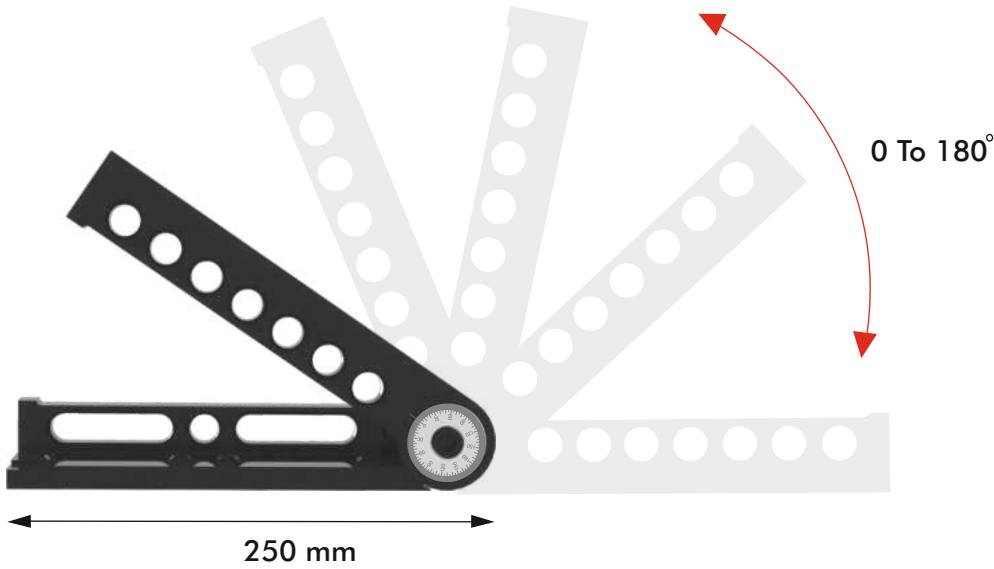
	Model No	Diameter (mm)	Locating Post Dia	Weight
LOCATOR	LC-50	40	16	-





FIXTO Universal Tilt Angle

FIXTO Universal Angular Locator clamping , ideal for angle application with high repeat accuracy. Any Individual angular degree between 0 and 180 can be set. The angular degree gauge ensures precise setting.



	Model No	Length	Width	Thickness	Weight
UNIVERSAL TILT ANGLE 250	TL 250	250	50	12	3.00 kg

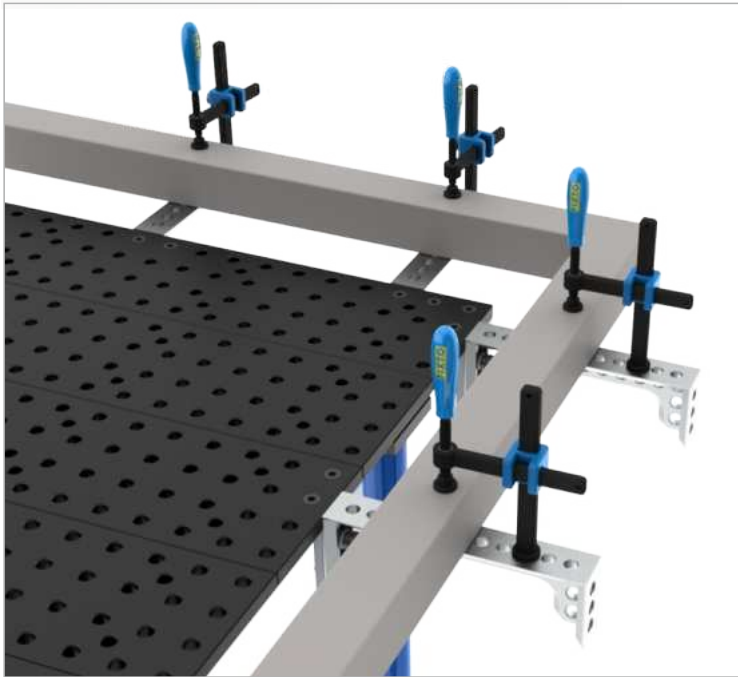


3D Brackets for Tables


locate or clamp your weldment at or beyond the table edge, by mounting the 3D Bracket at the edge of your FIXTO Welding Table.

Use the 3D Bracket to vertically mount clamping elements, such as the Straight Flat Sops or Right Angle Brackets to add greater functionality to your table in fixturing oversized weldment.

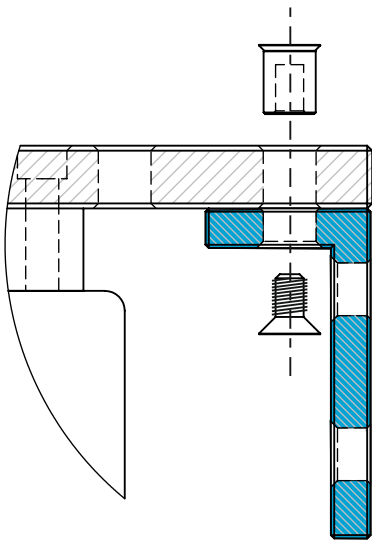
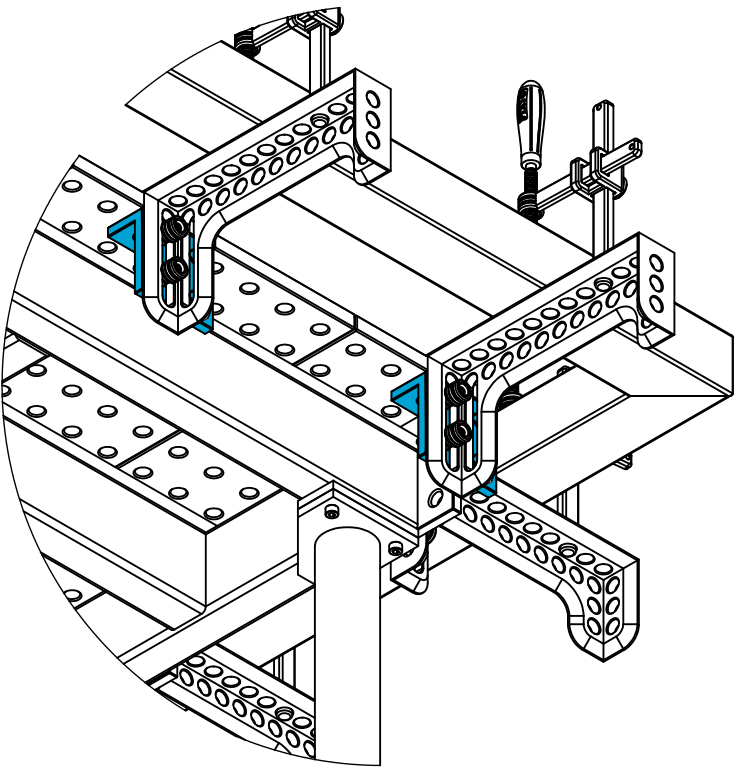
Part No.	Description	Hole Dimension
3DRAB	90° clamping	16mm



Extension for table with BRAB300

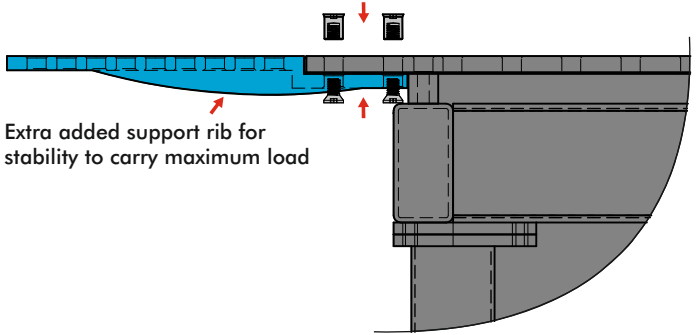
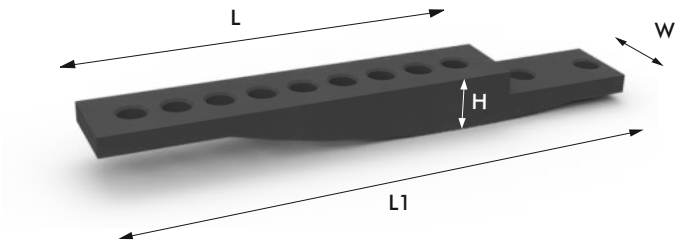



Side stopper application with SFS3100



Fitting with FIXTO bolts





CAST EXTENSION - Nitrided

EXT250	Length	Length 1	Width	Height	Thickness	Weight
	250	337	50	32	12	1.63 kg




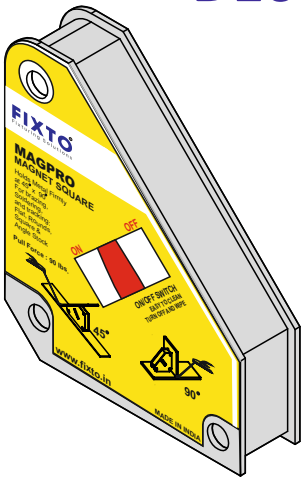


The fast & easy way to hold metal workpieces at 45°, and 90°.


Turn the magnet off or at the mid-point position when setting up, turn On when you're ready to work. Fast and safe set-up!

Ideal for round and square tubing, angle, and flat stock.

Easy to clean. Simply turn Off and wipe.



MS Sheet Clamping




Round Pipe Clamping



Square Pipe Clamping

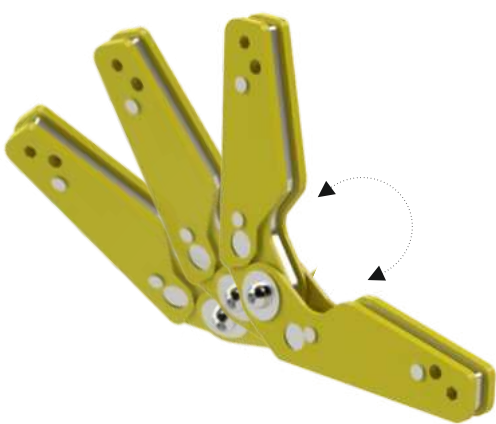

	Model No	MAX Pull Force	MAX Round Tube Size	Angle Position	Weight
<b>MAGNET SQUARE</b>	MAGPRO	40 Kg	32	45° & 90°	0.51 kg





ADJUSTABLE ANGLES WELDING  
MAGNET


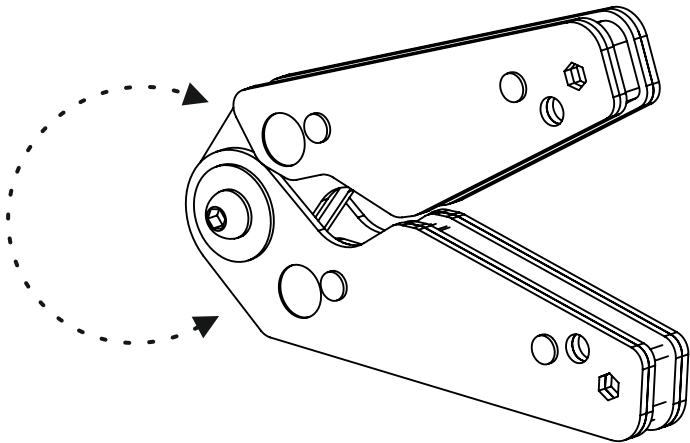
In the dance of molten metal, the welder's ally shifts—a magnet with angles pliable as the artist's vision. With a twist, it molds to the will of the weld, embracing every curve and contour, crafting perfection in the fusion of steel and soul.




MTC - 35

MAGNETIC TILT CLAMP - 35

Length	Width	Thick
300 mm	50 mm	25 mm







	Model No	Dia(Ø)	Height	Length	Width	Weight
TOOL STORAGE TROLLEY	TRL 30	16 mm	700	1200	680	55.00 kg





MODULAR WELDING TABLES WITH STORAGE CABINET

>>

Create storage space below your welding table with the handy Storage Cabinet by FIXTO

>>

Cabinet Size - H 500 x W 480 X L 400



	Model No	Height	Length	Width	Weight
TOOL STORAGE CABINET	CAB 16	500	400	480	25.00 kg



>>

The totally enclosed design protects the drawer contents from dirt and weld spatters.

>>

The Storage Cabinet has a total maximum load capacity of approx. 60 Kg. each drawer can take 15-20 Kg.




>>


Self assembly instructions are provided and you can easily attach the assembled Storage Cabinet to your welding table.

>>

Create and organise more storage space with the FIXTO storage cabinet and always have your tools at hand





	Model No	Height	Length	Width	Weight
TOOL STORAGE PANEL	PAN 16	500	500	50	16.00 kg





Introducing the **FIXTO** Tool Storage Wall – the ultimate solution for every craftsman, DIY enthusiast, and industrial professional who values efficiency, organization, and innovation. Imagine a workspace where every tool has its place, within arm's reach, and displayed with precision and style. That's exactly what the **FIXTO** Tool Storage Wall offers



"Crafted for efficiency, the standard toolkit table is the comfort of organization every tool at your fingertips, every project a masterpiece."






## CLAMP SETS

### SET A ( 28 NOS )



IC 200  
4 x



SFS 1590  
4 x



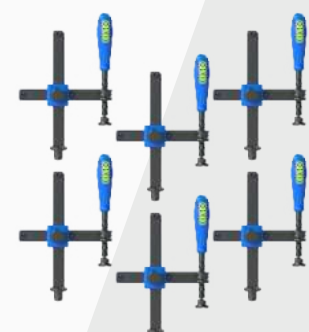
RAB 725  
4 x



RAB 121  
4 x



BLB 27  
12 x



IC 200  
6 x



DC 200  
2 x




VB 90/120  
4 x



BLB 27  
18 x



PL 100  
4 x



SFS 1590  
4 x



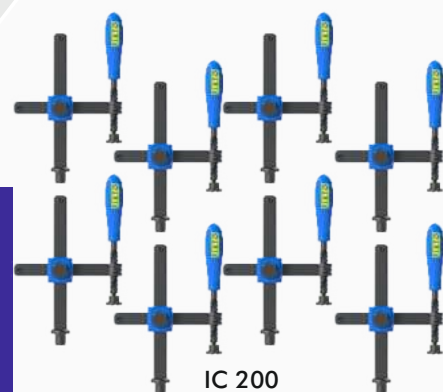
RAB 725  
4 x



RAB 121  
4 x



RAB 153  
2 x



IC 200  
8 x




DC 200  
4 x



VB 90/120  
4 x



BLB 27  
24 x



SFS 1590  
6 x



PL 100  
4 x



BLB 24  
8 x



RAB 725  
4 x



RAB 121  
6 x

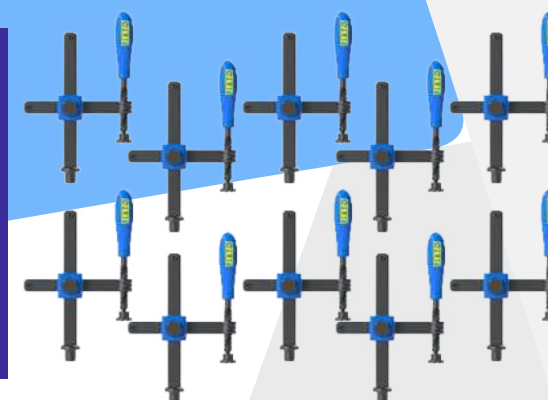


RAB 153  
2 x

D16 **FIXTO**

## CLAMP SETS

### SET B+ ( 92 NOS )



IC 200  
10 x



DC 200  
6 x



SW 200  
2 x



VB 90/120  
4 x



SFS 1590  
8 x



PL 100  
4 x



BLB 27  
24 x



BLB 24  
12 x



BLB AUTO  
8 x



RAB 725  
4 x



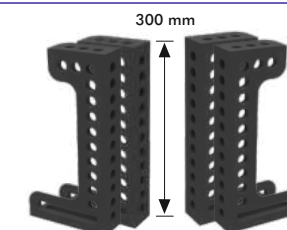
RAB 121  
8 x



RAB 153  
2 x

### Optional Clamps

Add below clamps in set B+ to clamp the long height object.




BRAB 300  
4X

D16 **FIXTO**



## CLAMP SETS

SET C (119 NOS)




IC 200  
14 x

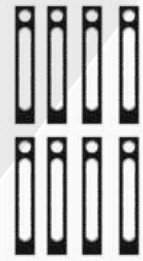


DC 200  
6 x

SW 200  
4 x




VB 90/120  
6 x



SFS 1590  
8 x



SFS 2050  
4 x



PL 100  
6 x



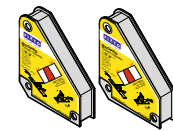
BLB 27  
30 x



BLB 24  
12 x




BLB AUTO  
10 x



MAG PRO  
2 x




RAB 725  
4 x



RAB 121  
8 x



RAB 153  
4 x



Tool Trolley  
1 x

### Optional Clamps

Add below clamps in set C to clamp the long height object.




SB 113  
2X

BRAB 300  
2X

## CLAMP SETS


SET C+ (157 NOS)



IC 200  
16 x




SW 200  
4 x




VB 90/120  
8 x



SFS 1590  
8 x



SFS 2050  
6 x



SFS 3100  
4 x




PL 100  
6 x



BLB AUTO  
12 x



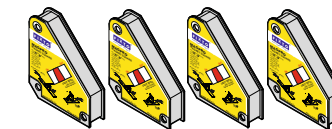
RAB 725  
8 x



Tool Trolley  
1 x




BLB 24  
22 x



MAG PRO  
4 x



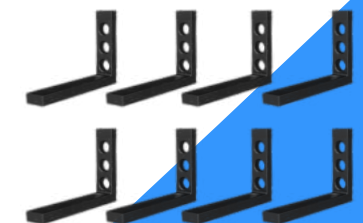
RAB 153  
4 x



DC 200  
10 x



BLB 27  
36 x



RAB 121  
8 x

### Optional Clamps

Add below clamps in set C+ to clamp the long height object.



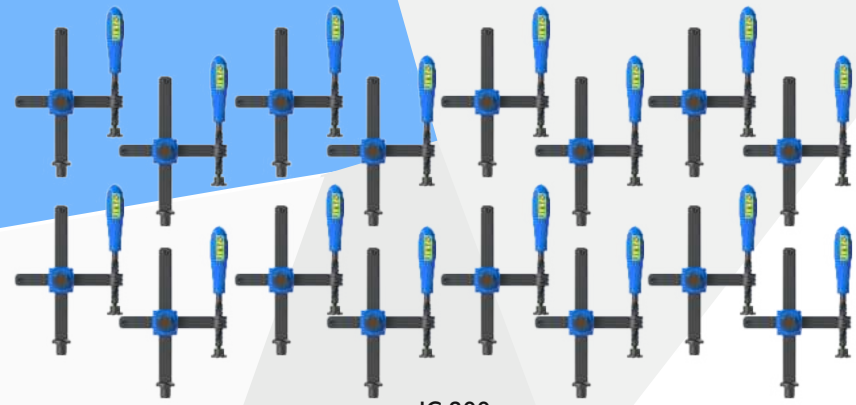
SB 113  
4X

BRAB 300  
4X




## CLAMP SETS

UNIVERSAL EXTREME (185 NOS)



IC 200  
16 x




RIC 200  
10 x




SW 200  
6 x




VB 90/120  
10 x




SFS 1590  
10 x



SFS 2050  
6 x



SFS 3100  
4 x



PL 100  
6 x



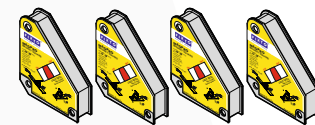
BLB 27  
36 x



BLB 24  
22 x



BLB AUTO  
12 x




MAG PRO  
4 x




RAB 725  
10 x



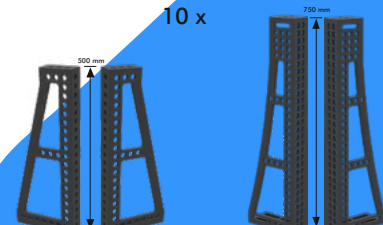
RAB 153  
4 x




RAB 121  
12 x




BRAB 300  
2 x



BRAB 500  
2 x



BRAB 750  
2 x

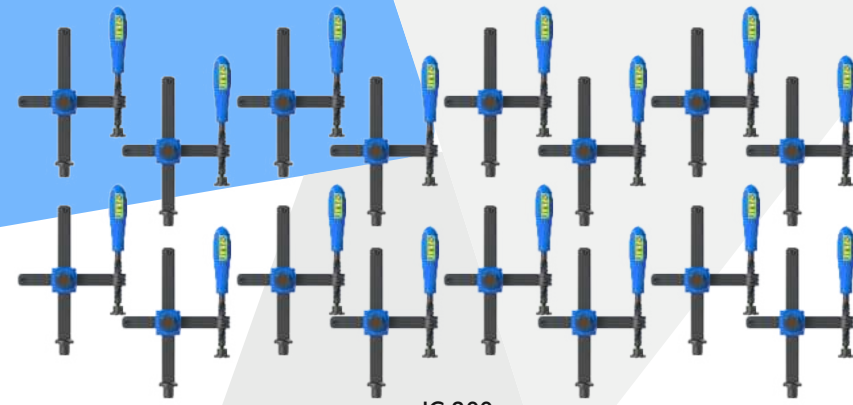


Tool Trolley  
1 x

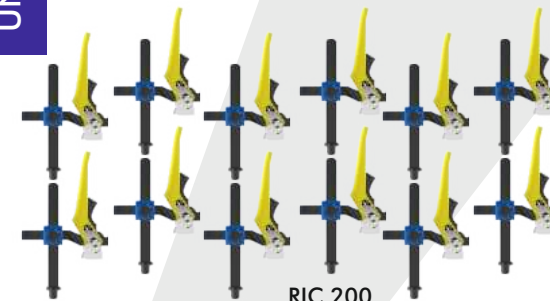
D16 **FIXTO**

## CLAMP SETS

UNIVERSAL ULTIMATE (206 NOS)



IC 200  
16 x




RIC 200  
12 x




SW 200  
6 x



VB 90/120  
10 x




SFS 1590  
12 x



SFS 2050  
6 x



SFS 3100  
4 x



PL 100  
6 x



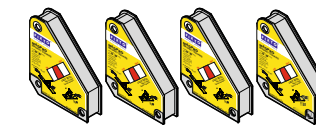
BLB 27  
40 x




BLB 24  
24 x




BLB AUTO  
15 x



MAG PRO  
4 x



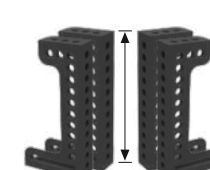
RAB 725  
12 x



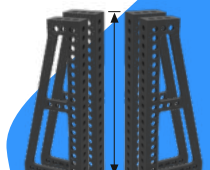
RAB 153  
4 x




RAB 121  
12 x




BRAB 300  
4 x



BRAB 500  
4 x



BRAB 750  
4 x



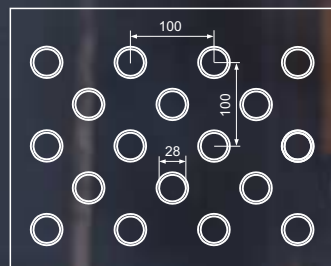
Tool Trolley  
1 x

D16 **FIXTO**



# D28 SERIES


## HEAVY DUTY WELDING TABLE



24mm Thick Table  
Top Dimension Details







TABLES

193 | 222



FIXTURE PLATE

223 | 226



CLAMP / PLIER & TOGGLE CLAMPS

227 | 244



UNIVERSAL STOPS

245 | 248




RIGHT ANGLE BRACKET / FLAT SQUARE

249 | 254



CLAMPING & LOCATING ANGLE

255 | 256



BALL LOCK BOLTS

257 | 262



V BLOCKS

263 | 264



UNIVERSAL TILT ANGLE & SPACER BLOCKS

265 | 268



STORAGE

269 | 274

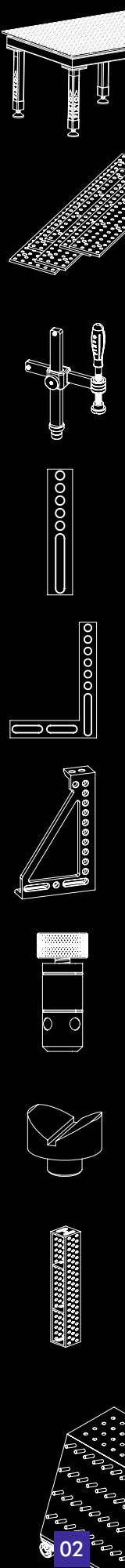







TABLE SPECIFICATION


TABLE SPECIFICATION




D28 PRO / LEAN 2D




D28 PRO / LEAN 3D




D28 2D EXTREME




D28 3D EXTREME



D28 2D ULTIMATE



D28 3D ULTIMATE



	D28 PRO / LEAN 2D	D28PRO / LEAN 3D	2D EXTREME	3D EXTREME	2D ULTIMATE	3D ULTIMATE
Side Height :	—	200/100mm	—	150mm	—	150mm
Material :	E250 OR E350	E250 OR E350	E250 OR E350	E250 OR E350	E250 OR E350	E250 OR E350
Surface Hardness :	350 to 450 HVA	350 to 450 HVA	350 to 450 HVA	350 to 450 HVA	350 to 450 HVA	350 to 450 HVA
Reference Line :	—	—	100mm Pitch	100mm Pitch	50mm Pitch	50mm Pitch
Diameter :	28mm	28mm	28mm	28mm	28mm	28mm
Holes Pitch :	100mm	100mm	100mm	100mm	100mm	100mm
Thickness :	24mm/15mm	24mm/15mm	24mm/15mm	24mm/15mm	24mm/15mm	24mm/15mm

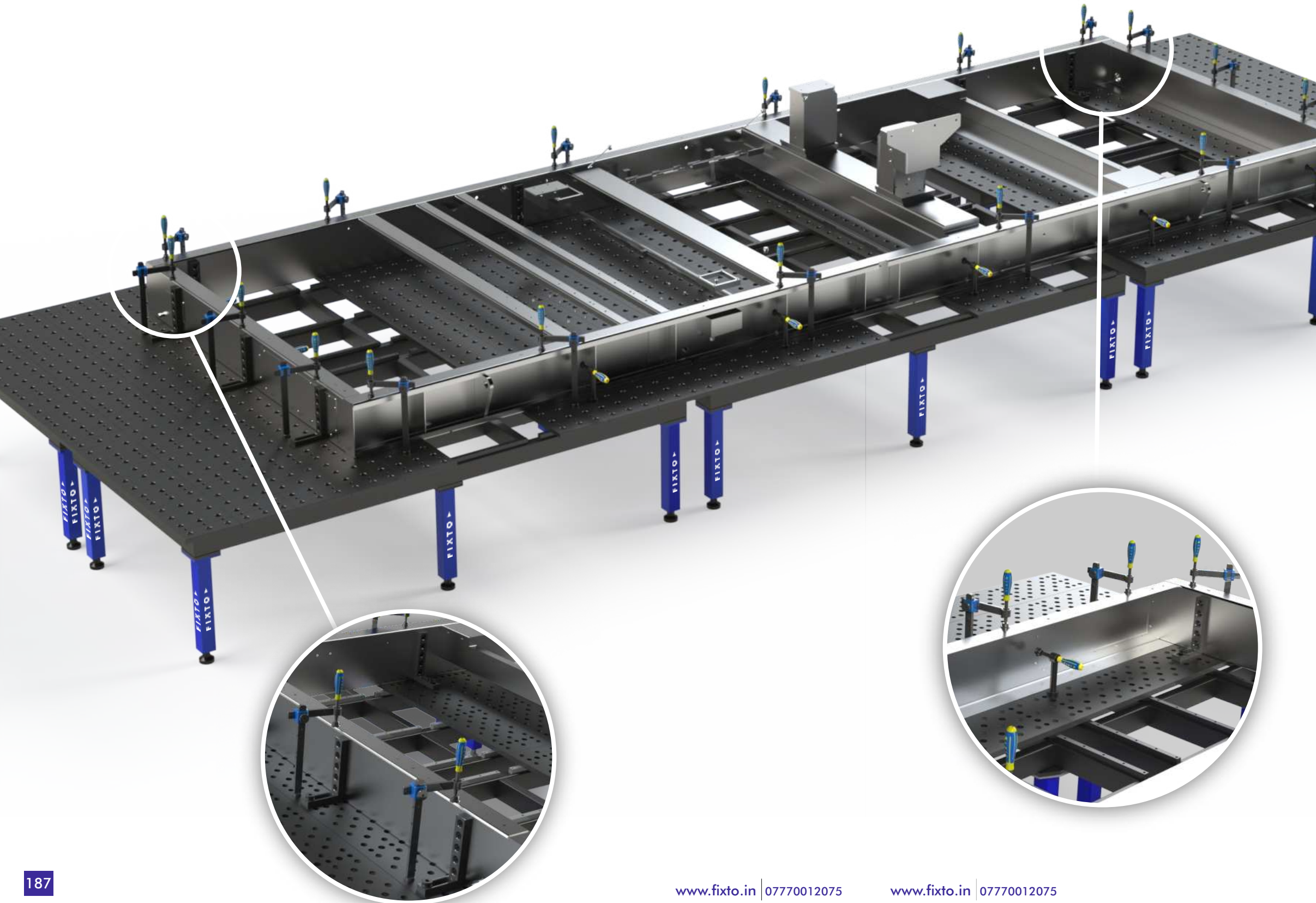


# MODULAR & EXPANDABLE


## More Work Surface, More Flexibility

Indeed, joining multiple welding tables offers manufacturers the advantage of assembling large and heavy components more efficiently and cost-effectively. By utilizing options like those in the D16 and D28 series, manufacturers can combine tables to create larger work surfaces, providing flexibility and scalability in their welding processes.

This modularity allows for greater customization and optimization of the manufacturing workflow, ultimately leading to improved productivity and reduced production costs.



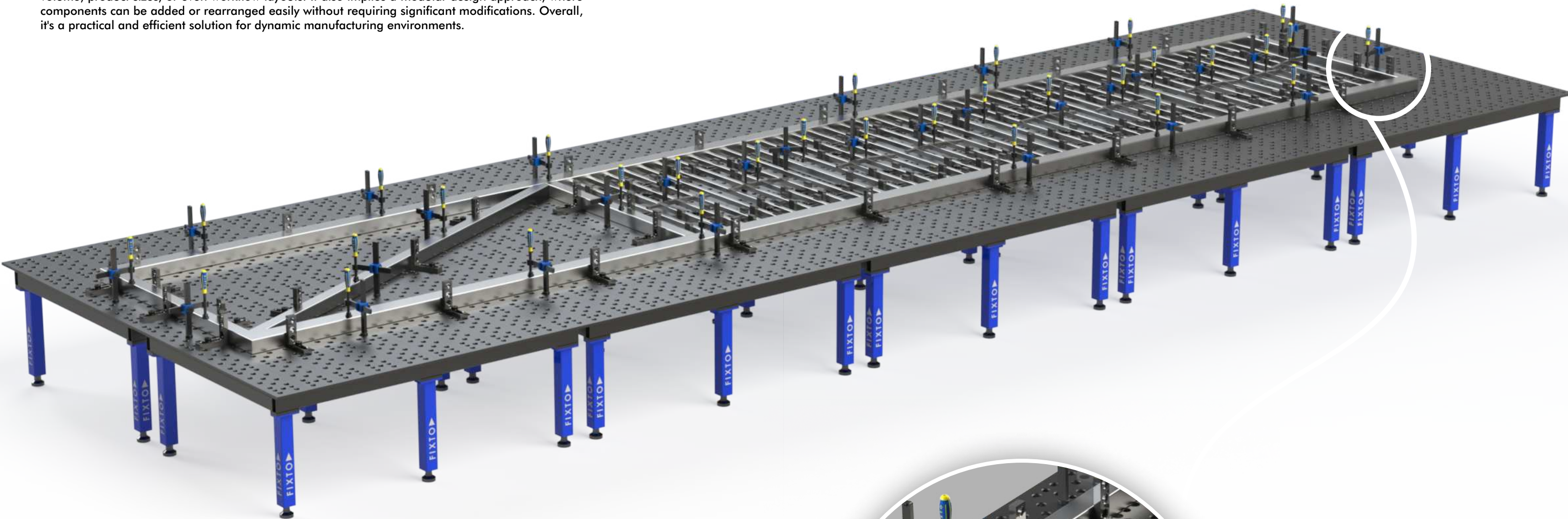
## EXAMPLES FROM FIELDS





# FREELY EXPANDABLE

The concept of freely expandable welding tables and clamping accessories is quite appealing. It suggests that manufacturers have the flexibility to adjust and expand their workspace according to their evolving needs. This adaptability can be crucial in accommodating changes in production volume, product sizes, or even workflow layouts. It also implies a modular design approach, where components can be added or rearranged easily without requiring significant modifications. Overall, it's a practical and efficient solution for dynamic manufacturing environments.



## More Work Surface, More Flexibility

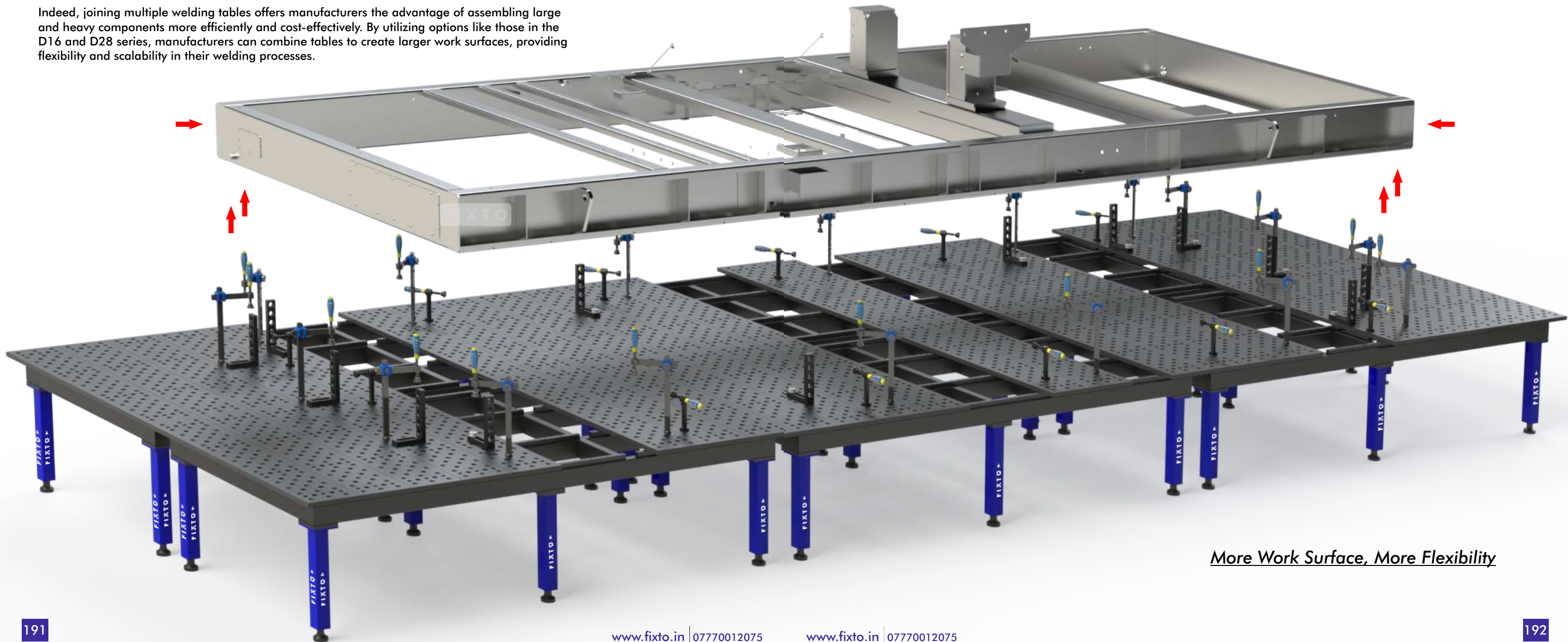
Transform your work environment with the Freely Expandable Workspace Solution. Experience the freedom of a larger surface and the convenience of adaptability. Boost your productivity, streamline your tasks, and enjoy a workspace that truly understands and meets your needs.





## MODULAR & EXPANDABLE


Indeed, joining multiple welding tables offers manufacturers the advantage of assembling large and heavy components more efficiently and cost-effectively. By utilizing options like those in the D16 and D28 series, manufacturers can combine tables to create larger work surfaces, providing flexibility and scalability in their welding processes.



*More Work Surface, More Flexibility*



# FIXTO® D28 SERIES






3D EXTREME WELDING TABLE

EXTREME WELDING TABLE 3D - W 1500 x D 3000 X H 750  
Welding Table +54 Clamps + Free Accessories

XS 3D 3015



CLAMP SET

Model No. ILC 300L	Model No. DC 300L	Model No. RIC 28	Model No. BLB 50	Model No. PL 100	Model No. RAB 175L
Quantity 6 Nos	Quantity 4 Nos	Quantity 2 Nos	Quantity 18 Nos	Quantity 4 Nos	Quantity 4 Nos

Model No. SDC 220L	Model No. VB 120	Model No. US 300	Model No. RAB 275L	Model No. CLA 300 L/R
Quantity 2 Nos	Quantity 4 Nos	Quantity 6 Nos	Quantity 2 Nos	Quantity 2 Nos

FREE ACCESSORIES



Instruction Manual




Video Guide

[www.fixto.in](http://www.fixto.in) | 07770012075

3D ULTIMATE WELDING TABLE

ULTIMATE WELDING TABLE 3D - W 1200 x D 2400 X H 750  
Welding Table +54 Clamps + Free Accessories

US 3D 1224



CLAMP SET

Model No. ILC 300L	Model No. DC 300L	Model No. RIC 28	Model No. BLB 50	Model No. PL 100	Model No. RAB 175L
Quantity 6 Nos	Quantity 4 Nos	Quantity 2 Nos	Quantity 18 Nos	Quantity 4 Nos	Quantity 4 Nos

Model No. SDC 220L	Model No. VB 120	Model No. US 300	Model No. RAB 275L	Model No. CLA 300 L/R
Quantity 2 Nos	Quantity 4 Nos	Quantity 6 Nos	Quantity 2 Nos	Quantity 2 Nos

FREE ACCESSORIES



Instruction Manual



Video Guide

[www.fixto.in](http://www.fixto.in) | 07770012075



BEST SELLER

» **PROFESSIONAL WELDING TABLE 3D - W 1200 x D 2400 X H 750**  
Welding Table +54 Clamps + Cabinet  
Free Accessories

» NCG 2412



» **CLAMP SET**

Model No. ILC 300L	Model No. DC 300L	Model No. RIC 28	Model No. BLB 50	Model No. PL 100	Model No. RAB 175L
Quantity 6 Nos	Quantity 4 Nos	Quantity 2 Nos	Quantity 18 Nos	Quantity 4 Nos	Quantity 4 Nos

Model No. SDC 220L	Model No. VB 120	Model No. US 300	Model No. RAB 275L	Model No. CLA 300 L/R
Quantity 2 Nos	Quantity 4 Nos	Quantity 6 Nos	Quantity 2 Nos	Quantity 2 Nos

» **FREE ACCESSORIES**



Instruction Manual



Video Guide

[www.fixto.in](http://www.fixto.in) | 07770012075

BEST SELLER

» **PROFESSIONAL WELDING TABLE 3D - W 1500 x D 3000 X H 750**  
Welding Table +54 Clamps + Cabinet  
Free Accessories

» NCG 3015



» **CLAMP SET**

Model No. ILC 300L	Model No. DC 300L	Model No. RIC 28	Model No. BLB 50	Model No. PL 100	Model No. RAB 175L
Quantity 6 Nos	Quantity 4 Nos	Quantity 2 Nos	Quantity 18 Nos	Quantity 4 Nos	Quantity 4 Nos

Model No. SDC 220L	Model No. VB 120	Model No. US 300	Model No. RAB 275L	Model No. CLA 300 L/R
Quantity 2 Nos	Quantity 4 Nos	Quantity 6 Nos	Quantity 2 Nos	Quantity 2 Nos

» **FREE ACCESSORIES**



Instruction Manual



Video Guide


[www.fixto.in](http://www.fixto.in) | 07770012075





100 x 100mm Grid with Nitrided Surface

D28 SERIES



100 x 100mm Diagonal Holes with Nitrided Surface



CLAMP SET	ILC 300L	DC 300L	RIC 28	SDC 220L	BLB 50	VB 120	PL 100	US 225
SET 1 ( 34 NOS )	4 x	2 x	2 x		12 x	2 x		4 x
SET 2( 60 NOS )	6 x	4 x	2 x	2 x	18 x	4 x	4 x	6 x
SET 3 ( 83 NOS )	10 x	6 x	4 x	2 x	24 x	4 x	4 x	8 x
UNIVERSAL EXTREME ( 115 NOS )	12 x	8 x	6 x	4 x	30 x	6 x	8 x	10 x
UNIVERSAL ULTIMATE ( 134 NOS )	15 x	10 x	6 x	4 x	36 x	6 x	8 x	12 x



Legs + Leveling Pad  
(Included With Table)



Legs + Castor wheel with  
Breaking System




Telescopic Legs + Leveling Pad



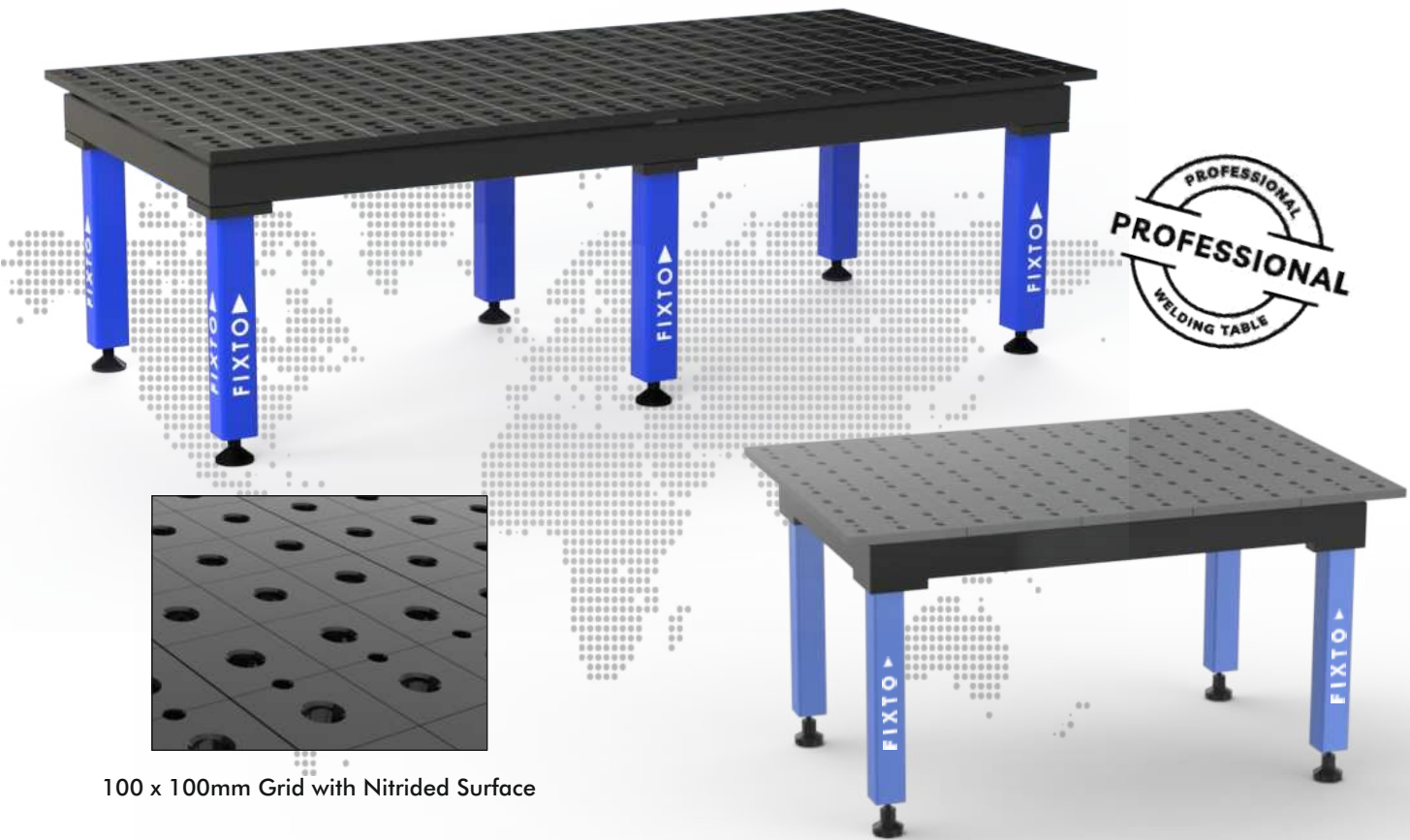
Telescopic Legs + Wheel With  
Breaking System

	Model No	Table Legs	Length	Width	3D Side Plate Height	Weight	Loading Capacity
Nitrided 3D Welding Table with standard leg height 750 or 900	NCG1010	4	1000	1000	200	421 kg	800 kg
Nitrided 3D Welding Table with standard leg height 750 or 900	NCG1212	4	1200	1200	200	570 kg	1000 kg
Nitrided 3D Welding Table with standard leg height 750 or 900	NCG1510	4	1500	1000	200	520 kg	1000 kg
Nitrided 3D Welding Table with standard leg height 750 or 900	NCG2010	6	2000	1000	200	750 kg	1800 kg
Nitrided 3D Welding Table with standard leg height 750 or 900	NCG2015	6	2000	1500	200	970 kg	2000 kg
Nitrided 3D Welding Table with standard leg height 750 or 900	NCG2412	6	2400	1200	200	960 kg	2000 kg
Nitrided 3D Welding Table with standard leg height 750 or 900	NCG3015	6	3000	1500	200	1450 kg	3000 kg



US 300	US 500	RAB 175L	RAB 275L	CLA 300 L/R	CLA 600 L/R	CLA 800 L/R	TRL D28
4 x		2 x	2 x				
6 x		4 x	2 x	2 x			
8 x		6 x	2 x	2 x	2 x		1 x
10 x	4 x	8 x	4 x	2 x	2 x		1 x
12 x	4 x	8 x	6 x	2 x	2 x	2 x	1 x





100 x 100mm Grid with Nitrided Surface



D28 SERIES



100 x 100mm Diagonal Holes with Nitrided Surface



CLAMP SET	ILC 300L	DC 300L	RIC 28	SDC 220L	BLB 50	VB 120	PL 100	US 225
SET 1 ( 34 NOS )	4 x	2 x	2 x		12 x	2 x		4 x
SET 2( 60 NOS )	6 x	4 x	2 x	2 x	18 x	4 x	4 x	6 x
SET 3 ( 83 NOS )	10 x	6 x	4 x	2 x	24 x	4 x	4 x	8 x
UNIVERSAL EXTREME ( 115 NOS )	12 x	8 x	6 x	4 x	30 x	6 x	8 x	10 x
UNIVERSAL ULTIMATE ( 134 NOS )	15 x	10 x	6 x	4 x	36 x	6 x	8 x	12 x

LEG TYPES



Legs + Leveling Pad  
(Included With Table)



Legs + Castor wheel with  
Breaking System

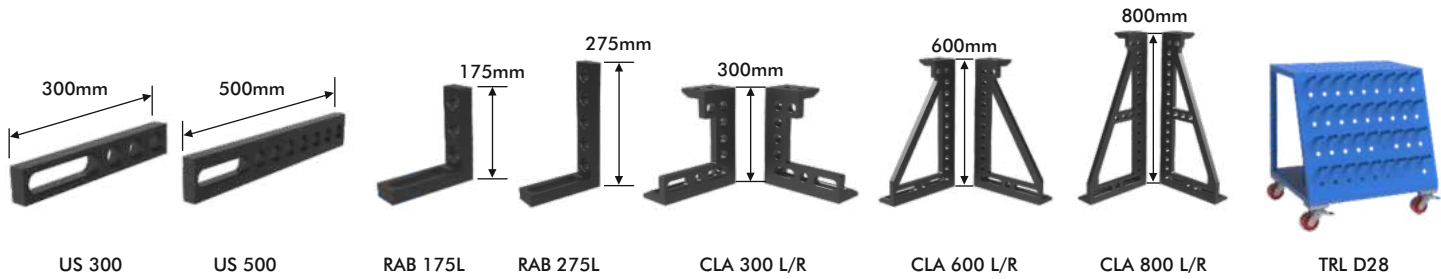


Telescopic Legs + Leveling Pad




Telescopic Legs + Wheel With  
Breaking System

	Model No	Table Legs	Length	Width	Weight	Loading Capacity
<b>Nitrided 2D Welding Table</b> with standard leg height 750 or 900	NPG1010	4	1000	1000	280 kg	800 kg
<b>Nitrided 2D Welding Table</b> with standard leg height 750 or 900	NPG1212	4	1200	1200	382 kg	1000 kg
<b>Nitrided 2D Welding Table</b> with standard leg height 750 or 900	NPG1510	4	1500	1000	380 kg	1000 kg
<b>Nitrided 2D Welding Table</b> with standard leg height 750 or 900	NPG2010	6	2000	1000	550 kg	1800 kg
<b>Nitrided 2D Welding Table</b> with standard leg height 750 or 900	NPG2015	6	2000	1500	750 kg	2000 kg
<b>Nitrided 2D Welding Table</b> with standard leg height 750 or 900	NPG2412	6	2400	1200	760 kg	2000 kg
<b>Nitrided 2D Welding Table</b> with standard leg height 750 or 900	NPG3015	6	3000	1500	1200 kg	3000 kg








100 x 100mm Diagonal Holes  
with Nitrided Surface



D28 SERIES



CLAMP SET	ILC 300L	DC 300L	RIC 28	SDC 220L	BLB 50	VB 120	PL 100	US 225
SET 1 ( 34 NOS )	4 x	2 x	2 x		12 x	2 x		4 x
SET 2( 60 NOS )	6 x	4 x	2 x	2 x	18 x	4 x	4 x	6 x
SET 3 ( 83 NOS )	10 x	6 x	4 x	2 x	24 x	4 x	4 x	8 x
UNIVERSAL EXTREME ( 115 NOS )	12 x	8 x	6 x	4 x	30 x	6 x	8 x	10 x
UNIVERSAL ULTIMATE ( 134 NOS )	15 x	10 x	6 x	4 x	36 x	6 x	8 x	12 x

LEG TYPES



Legs + Leveling Pad  
(Included With Table)



Legs + Castor wheel with  
Breaking System

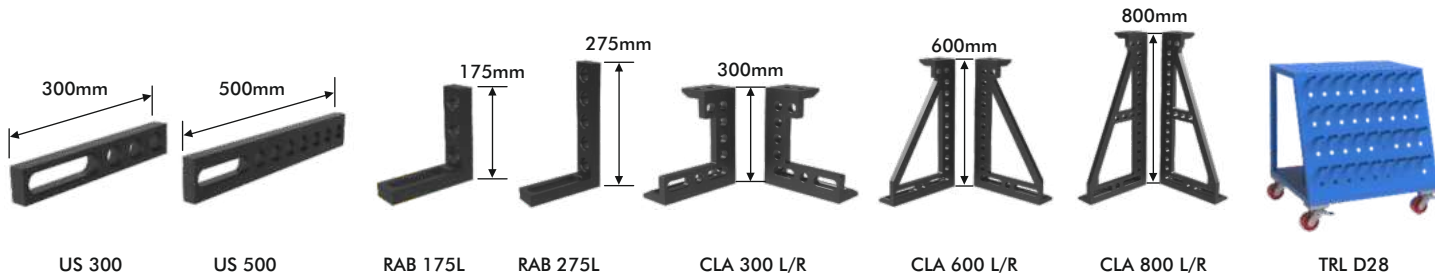


Telescopic Legs + Leveling Pad



Telescopic Legs + Wheel With  
Breaking System

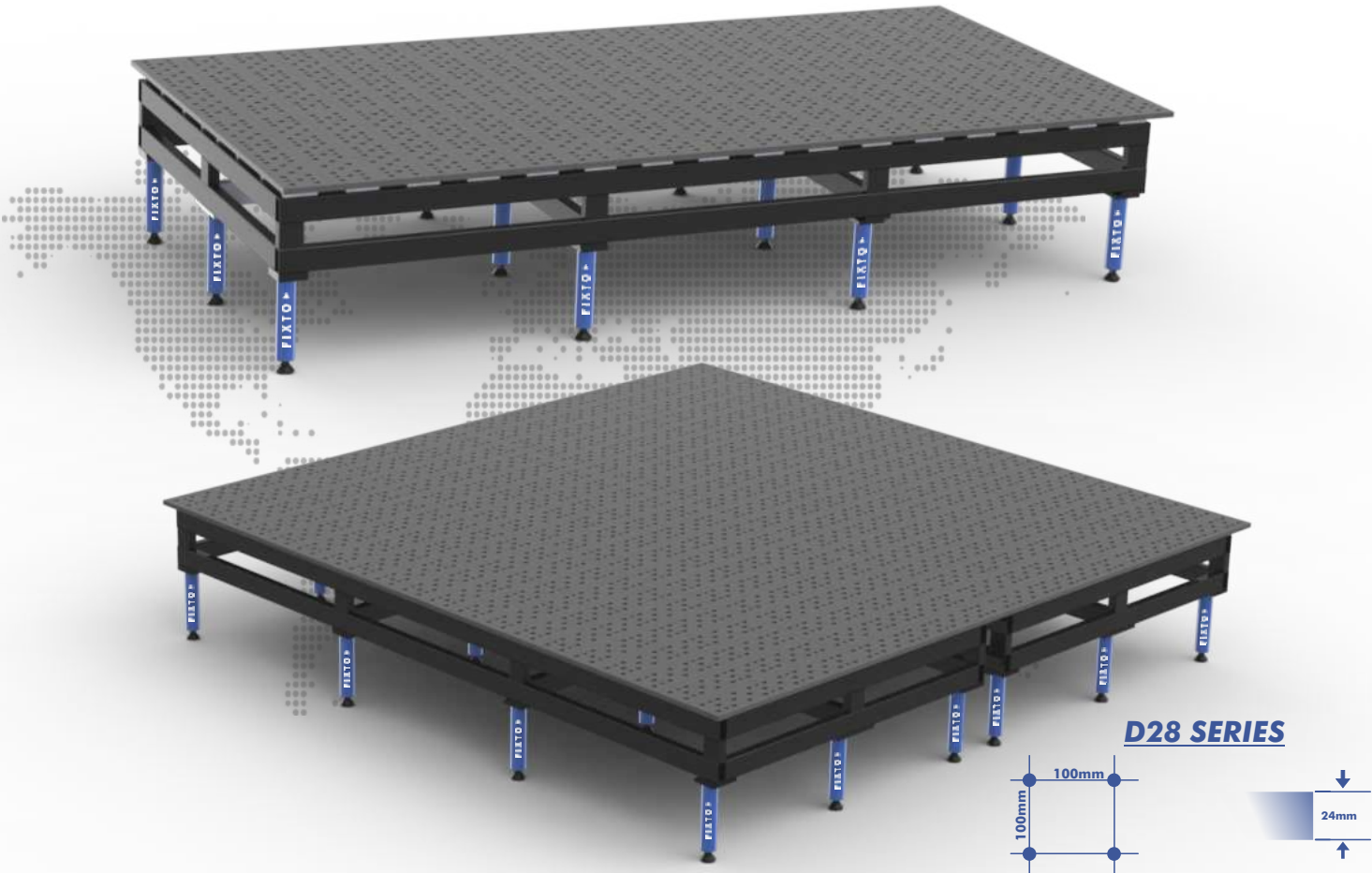
	Model No	Table Legs	Length	Width	Loading Capacity
Nitrided 2D Slotted Welding Table with standard leg height 750 or 900	SLT1010	4	1000	950	800 kg
Nitrided 2D Slotted Welding Table with standard leg height 750 or 900	SLT1212	4	1200	1200	1000 kg
Nitrided 2D Slotted Welding Table with standard leg height 750 or 900	SLT1510	4	1500	950	1000 kg
Nitrided 2D Slotted Welding Table with standard leg height 750 or 900	SLT2010	6	2000	950	1800 kg
Nitrided 2D Slotted Welding Table with standard leg height 750 or 900	SLT2015	6	1950	1500	2000 kg
Nitrided 2D Slotted Welding Table with standard leg height 750 or 900	SLT2412	6	2450	1200	2000 kg
Nitrided 2D Slotted Welding Table with standard leg height 750 or 900	SLT3015	6	2950	1500	3000 kg





2D GIANT WELDING TABLE

Giant Welding Tables are specially designed for large and heavy duty component manufacturing. Double structure frame design gives table rigid stability for accurate flatness.

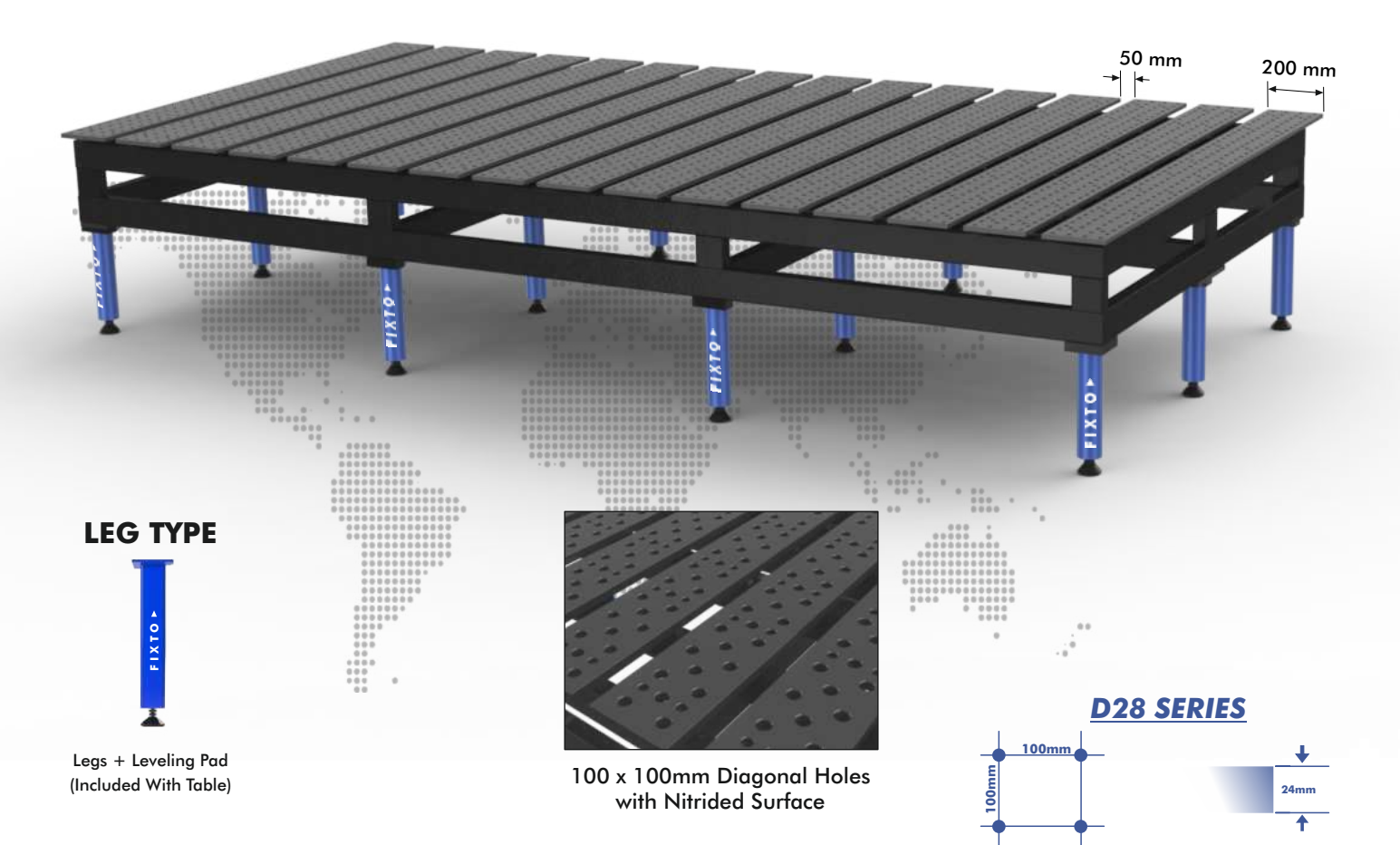


	Model No	Table Legs	Length	Width	Weight	Loading Capacity
Nitrided 2D Giant Welding Table with standard leg height 750 or 900	NCZ2020	9	2000	2000	1200 kg	3000 kg
Nitrided 2D Giant Welding Table with standard leg height 750 or 900	NCZ3020	9	3000	2000	1800 kg	4000 kg
Nitrided 2D Giant Welding Table with standard leg height 750 or 900	NCZ4020	12	4000	2000	2300 kg	5000 kg

CLAMP SET	ILC 300L	DC 300L	RIC 28	SDC 220L	BLB 50	VB 120	PL 100	US 225
SET 1 ( 34 NOS )	4 x	2 x	2 x		12 x	2 x		4 x
SET 2( 60 NOS )	6 x	4 x	2 x	2 x	18 x	4 x	4 x	6 x
SET 3 ( 83 NOS )	10 x	6 x	4 x	2 x	24 x	4 x	4 x	8 x
UNIVERSAL EXTREME ( 115 NOS )	12 x	8 x	6 x	4 x	30 x	6 x	8 x	10 x
UNIVERSAL ULTIMATE ( 134 NOS )	15 x	10 x	6 x	4 x	36 x	6 x	8 x	12 x

2D SLOTTED GIANT WELDING TABLE

Giant Welding Tables are specially designed for large and heavy duty component manufacturing. Double structure frame design gives table rigid stability for accurate flatness.




	Model No	Table Legs	Width	Length	Loading Capacity
Nitrided 2D Slotted Giant Welding Table with standard leg height 750 or 900	NCT2020	9	2000	1950	3000 kg
Nitrided 2D Slotted Giant Welding Table with standard leg height 750 or 900	NCT3020	9	2000	2950	4000 kg
Nitrided 2D Slotted Giant Welding Table with standard leg height 750 or 900	NCT4020	12	2000	3950	5000 kg

US 300	US 500	RAB 175L	RAB 275L	CLA 300 L/R	CLA 600 L/R	CLA 800 L/R	TRL D28
4 x		2 x	2 x				
6 x		4 x	2 x	2 x			
8 x		6 x	2 x	2 x	2 x		1 x
10 x	4 x	8 x	4 x	2 x	2 x		1 x
12 x	4 x	8 x	6 x	2 x	2 x	2 x	1 x



3D LEAN WELDING TABLE



100 x 100mm Grid with Nitrided Surface



100 x 100mm Diagonal Holes with Nitrided Surface

LEG TYPES



Legs + Leveling Pad  
(Included With Table)



Legs + Castor wheel with  
Breaking System

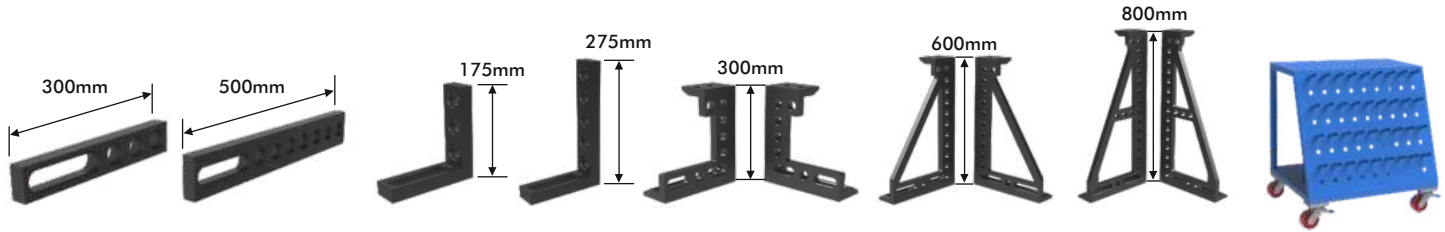


Telescopic Legs + Leveling Pad




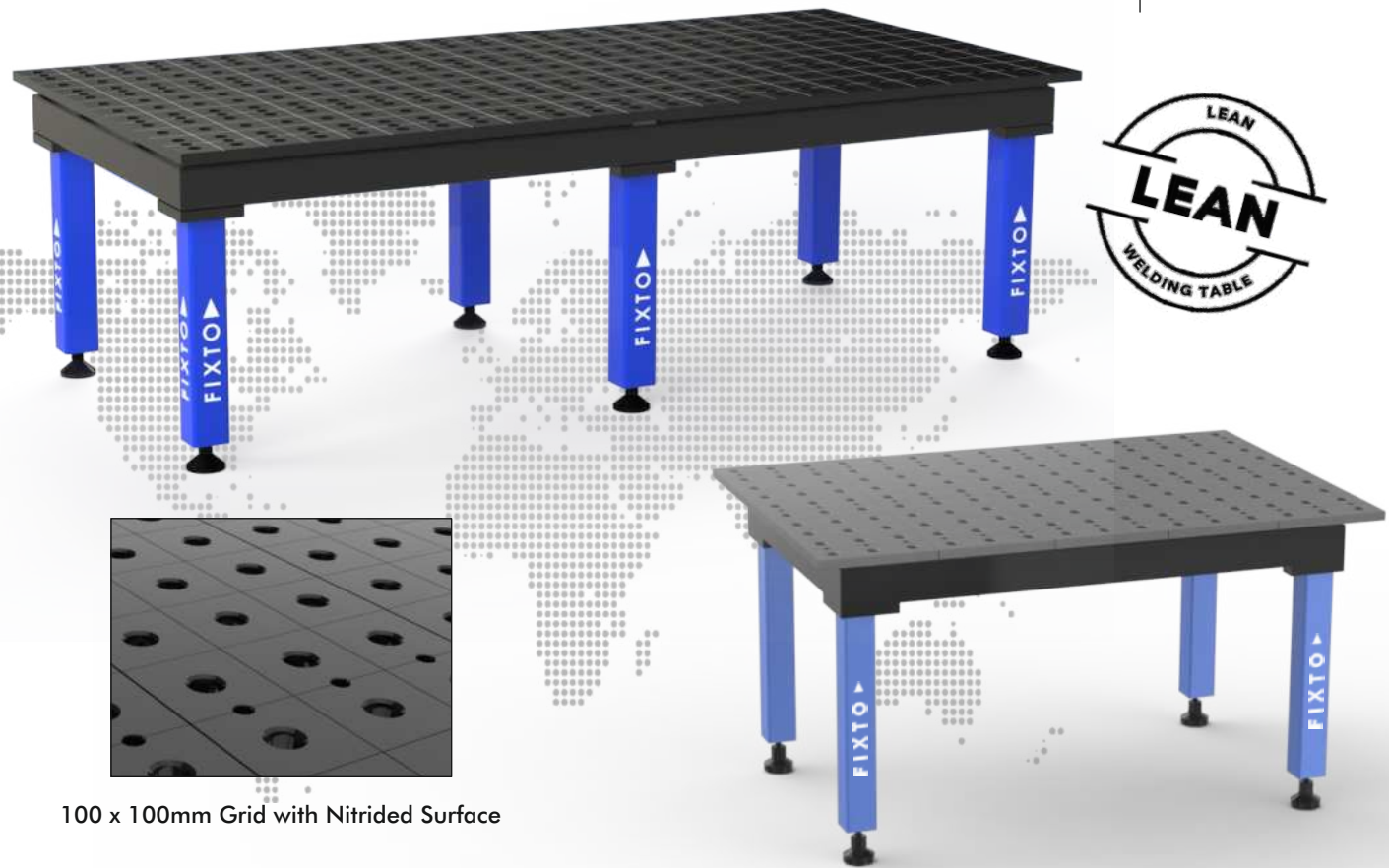
Telescopic Legs + Wheel With  
Breaking System

	Model No	Table Legs	Length	Width	3D Side Plate Height	Weight	Loading Capacity
<b>Nitrided 3D Welding Table</b> with standard leg height 750 or 900	LS3D 1010	4	1000	1000	200	291 kg	800 kg
<b>Nitrided 3D Welding Table</b> with standard leg height 750 or 900	LS3D 1212	4	1200	1200	200	380 kg	1000 kg
<b>Nitrided 3D Welding Table</b> with standard leg height 750 or 900	LS3D 1510	4	1500	1000	200	382 kg	1000 kg
<b>Nitrided 3D Welding Table</b> with standard leg height 750 or 900	LS3D 2010	6	2000	1000	200	534 kg	1800 kg
<b>Nitrided 3D Welding Table</b> with standard leg height 750 or 900	LS3D 2015	6	2000	1500	200	694kg	2000 kg
<b>Nitrided 3D Welding Table</b> with standard leg height 750 or 900	LS3D 2412	6	2400	1200	200	708 kg	2000 kg
<b>Nitrided 3D Welding Table</b> with standard leg height 750 or 900	LS3D 3015	6	3000	1500	200	1097 kg	3000 kg



CLAMP SET	ILC 300L	DC 300L	RIC 28	SDC 220L	BLB 50	VB 120	PL 100	US 225	US 300	US 500	RAB 175L	RAB 275L	CLA 300 L/R	CLA 600 L/R	CLA 800 L/R	TRL D28
SET 1 ( 34 NOS )	4 x	2 x	2 x		12 x	2 x		4 x	4 x		2 x	2 x				
SET 2( 60 NOS )	6 x	4 x	2 x	2 x	18 x	4 x	4 x	6 x	6 x		4 x	2 x	2 x			
SET 3 ( 83 NOS )	10 x	6 x	4 x	2 x	24 x	4 x	4 x	8 x	8 x		6 x	2 x	2 x	2 x		1 x
UNIVERSAL EXTREME ( 115 NOS )	12 x	8 x	6 x	4 x	30 x	6 x	8 x	10 x	10 x	4 x	8 x	4 x	2 x	2 x		1 x
UNIVERSAL ULTIMATE ( 134 NOS )	15 x	10 x	6 x	4 x	36 x	6 x	8 x	12 x	12 x	4 x	8 x	6 x	2 x	2 x	2 x	1 x







100 x 100mm Grid with Nitrided Surface



D28 SERIES



100 x 100mm Diagonal Holes with Nitrided Surface



CLAMP SET

ILC 300L    DC 300L    RIC 28    SDC 220L    BLB 50    VB 120    PL 100    US 225

SET 1 ( 34 NOS )	4 x	2 x	2 x		12 x	2 x		4 x
SET 2( 60 NOS )	6 x	4 x	2 x	2 x	18 x	4 x	4 x	6 x
SET 3 ( 83 NOS )	10 x	6 x	4 x	2 x	24 x	4 x	4 x	8 x
UNIVERSAL EXTREME ( 115 NOS )	12 x	8 x	6 x	4 x	30 x	6 x	8 x	10 x
UNIVERSAL ULTIMATE ( 134 NOS )	15 x	10 x	6 x	4 x	36 x	6 x	8 x	12 x

LEG TYPES



Legs + Leveling Pad  
(Included With Table)



Legs + Castor wheel with  
Breaking System

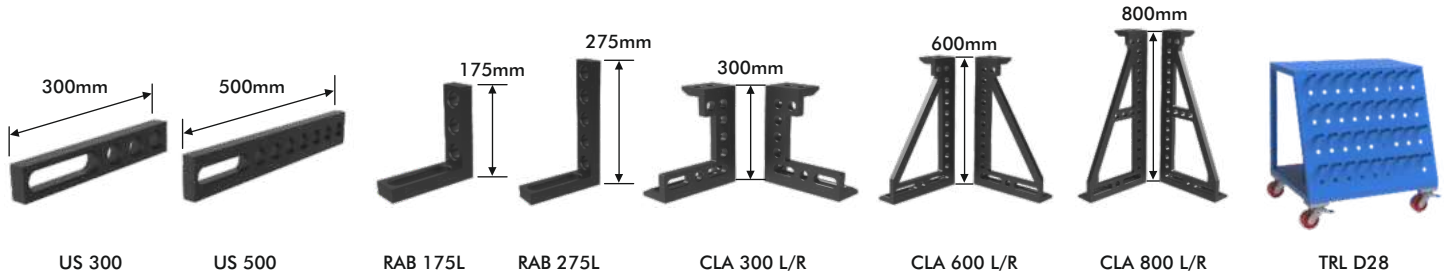


Telescopic Legs + Leveling Pad



Telescopic Legs + Wheel With  
Breaking System


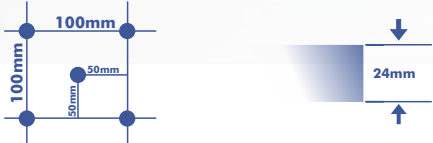
	Model No	Table Legs	Length	Width	Weight	Loading Capacity
<b>Nitrided 2D Welding Table</b> with standard leg height 750 or 900	LS2D 1010	4	1000	1000	218 kg	800 kg
<b>Nitrided 2D Welding Table</b> with standard leg height 750 or 900	LS2D 1212	4	1200	1200	293 kg	1000 kg
<b>Nitrided 2D Welding Table</b> with standard leg height 750 or 900	LS2D 1510	4	1500	1000	286kg	1000 kg
<b>Nitrided 2D Welding Table</b> with standard leg height 750 or 900	LS2D 2010	6	2000	1000	425 kg	1800 kg
<b>Nitrided 2D Welding Table</b> with standard leg height 750 or 900	LS2D 2015	6	2000	1500	561 kg	2000 kg
<b>Nitrided 2D Welding Table</b> with standard leg height 750 or 900	LS2D 2412	6	2400	1200	580 kg	2000 kg
<b>Nitrided 2D Welding Table</b> with standard leg height 750 or 900	LS2D 3015	6	3000	1500	917 kg	3000 kg







D28 SERIES



100 x 100mm Diagonal Line with Nitrided Surface



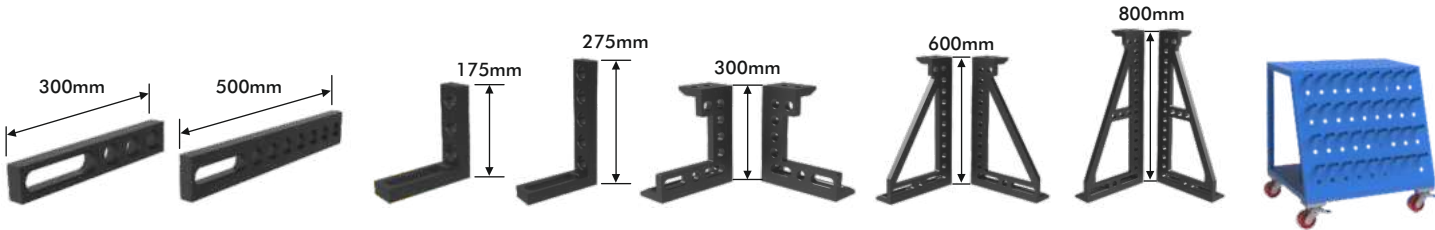
CLAMP SET	ILC 300L	DC 300L	RIC 28	SDC 220L	BLB 50	VB 120	PL 100	US 225
SET 1 ( 34 NOS )	4 x	2 x	2 x		12 x	2 x		4 x
SET 2( 60 NOS )	6 x	4 x	2 x	2 x	18 x	4 x	4 x	6 x
SET 3 ( 83 NOS )	10 x	6 x	4 x	2 x	24 x	4 x	4 x	8 x
UNIVERSAL EXTREME ( 115 NOS )	12 x	8 x	6 x	4 x	30 x	6 x	8 x	10 x
UNIVERSAL ULTIMATE ( 134 NOS )	15 x	10 x	6 x	4 x	36 x	6 x	8 x	12 x

LEG TYPES




Model No	Table Legs	Length	Width	Loading Capacity
----------	------------	--------	-------	------------------

Nitrided 2D Slotted Welding Table with standard leg height 750 or 900	XS2D1010	4	1000	950	800 kg
Nitrided 2D Slotted Welding Table with standard leg height 750 or 900	XS2D1212	4	1200	1200	1000 kg
Nitrided 2D Slotted Welding Table with standard leg height 750 or 900	XS2D1510	4	1500	950	1000 kg
Nitrided 2D Slotted Welding Table with standard leg height 750 or 900	XS2D2010	6	2000	950	1800 kg
Nitrided 2D Slotted Welding Table with standard leg height 750 or 900	XS2D2015	6	1950	1500	2000 kg
Nitrided 2D Slotted Welding Table with standard leg height 750 or 900	XS2D2412	6	2450	1200	2000 kg
Nitrided 2D Slotted Welding Table with standard leg height 750 or 900	XS2D3015	6	2950	1500	3000 kg





US 300	US 500	RAB 175L	RAB 275L	CLA 300 L/R	CLA 600 L/R	CLA 800 L/R	TRL D28
4 x		2 x	2 x				
6 x		4 x	2 x	2 x			
8 x		6 x	2 x	2 x	2 x		1 x
10 x	4 x	8 x	4 x	2 x	2 x		1 x
12 x	4 x	8 x	6 x	2 x	2 x	2 x	1 x






D28 SERIES



100 x 100mm Diagonal Line with Nitrided Surface



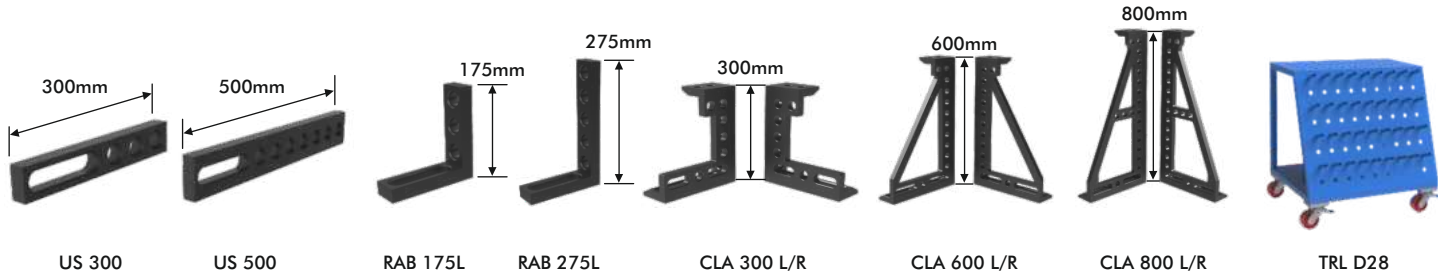
LEG TYPES



	Model No	Table Legs	Length	Width	3D Side Plate Height	Weight	Loading Capacity
Nitrided 3D Welding Table with standard leg height 750 or 900	XS3D1010	4	1000	1000	200	291 kg	800 kg
Nitrided 3D Welding Table with standard leg height 750 or 900	XS3D1212	4	1200	1200	200	380 kg	1000 kg
Nitrided 3D Welding Table with standard leg height 750 or 900	XS3D1510	4	1500	1000	200	382 kg	1000 kg
Nitrided 3D Welding Table with standard leg height 750 or 900	XS3D2010	6	2000	1000	200	534 kg	1800 kg
Nitrided 3D Welding Table with standard leg height 750 or 900	XS3D2015	6	2000	1500	200	694kg	2000 kg
Nitrided 3D Welding Table with standard leg height 750 or 900	XS3D2412	6	2400	1200	200	708 kg	2000 kg
Nitrided 3D Welding Table with standard leg height 750 or 900	XS3D 3015	6	3000	1500	200	1097 kg	3000 kg



CLAMP SET	ILC 300L	DC 300L	RIC 28	SDC 220L	BLB 50	VB 120	PL 100	US 225
SET 1 ( 34 NOS )	4 x	2 x	2 x		12 x	2 x		4 x
SET 2( 60 NOS )	6 x	4 x	2 x	2 x	18 x	4 x	4 x	6 x
SET 3 ( 83 NOS )	10 x	6 x	4 x	2 x	24 x	4 x	4 x	8 x
UNIVERSAL EXTREME ( 115 NOS )	12 x	8 x	6 x	4 x	30 x	6 x	8 x	10 x
UNIVERSAL ULTIMATE ( 134 NOS )	15 x	10 x	6 x	4 x	36 x	6 x	8 x	12 x



	US 300	US 500	RAB 175L	RAB 275L	CLA 300 L/R	CLA 600 L/R	CLA 800 L/R	TRL D28
	4 x		2 x	2 x				
	6 x		4 x	2 x	2 x			
	8 x		6 x	2 x	2 x	2 x		1 x
	10 x	4 x	8 x	4 x	2 x	2 x		1 x
	12 x	4 x	8 x	6 x	2 x	2 x	2 x	1 x





D28 SERIES



100 x 100mm Reference Line  
with Nitrided Surface



CLAMP SET	ILC 300L	DC 300L	RIC 28	SDC 220L	BLB 50	VB 120	PL 100	US 225
SET 1 ( 34 NOS )	4 x	2 x	2 x		12 x	2 x		4 x
SET 2( 60 NOS )	6 x	4 x	2 x	2 x	18 x	4 x	4 x	6 x
SET 3 ( 83 NOS )	10 x	6 x	4 x	2 x	24 x	4 x	4 x	8 x
UNIVERSAL EXTREME ( 115 NOS )	12 x	8 x	6 x	4 x	30 x	6 x	8 x	10 x
UNIVERSAL ULTIMATE ( 134 NOS )	15 x	10 x	6 x	4 x	36 x	6 x	8 x	12 x

LEG TYPES



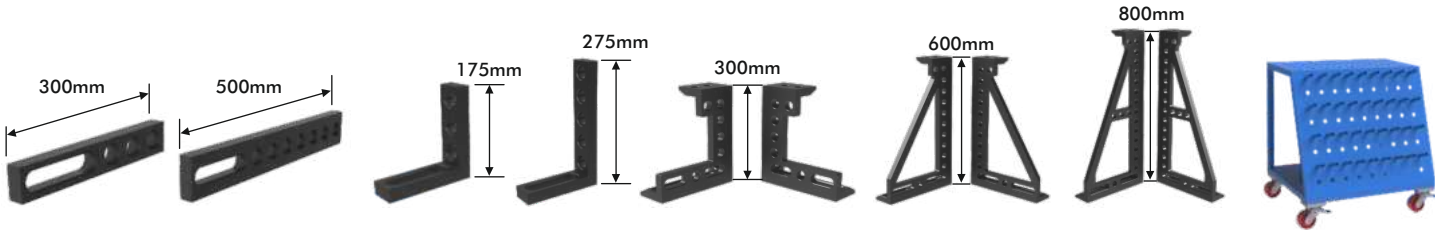
Legs + Leveling Pad  
(Included With Table)

Legs + Castor wheel with  
Breaking System

Telescopic Legs + Leveling Pad

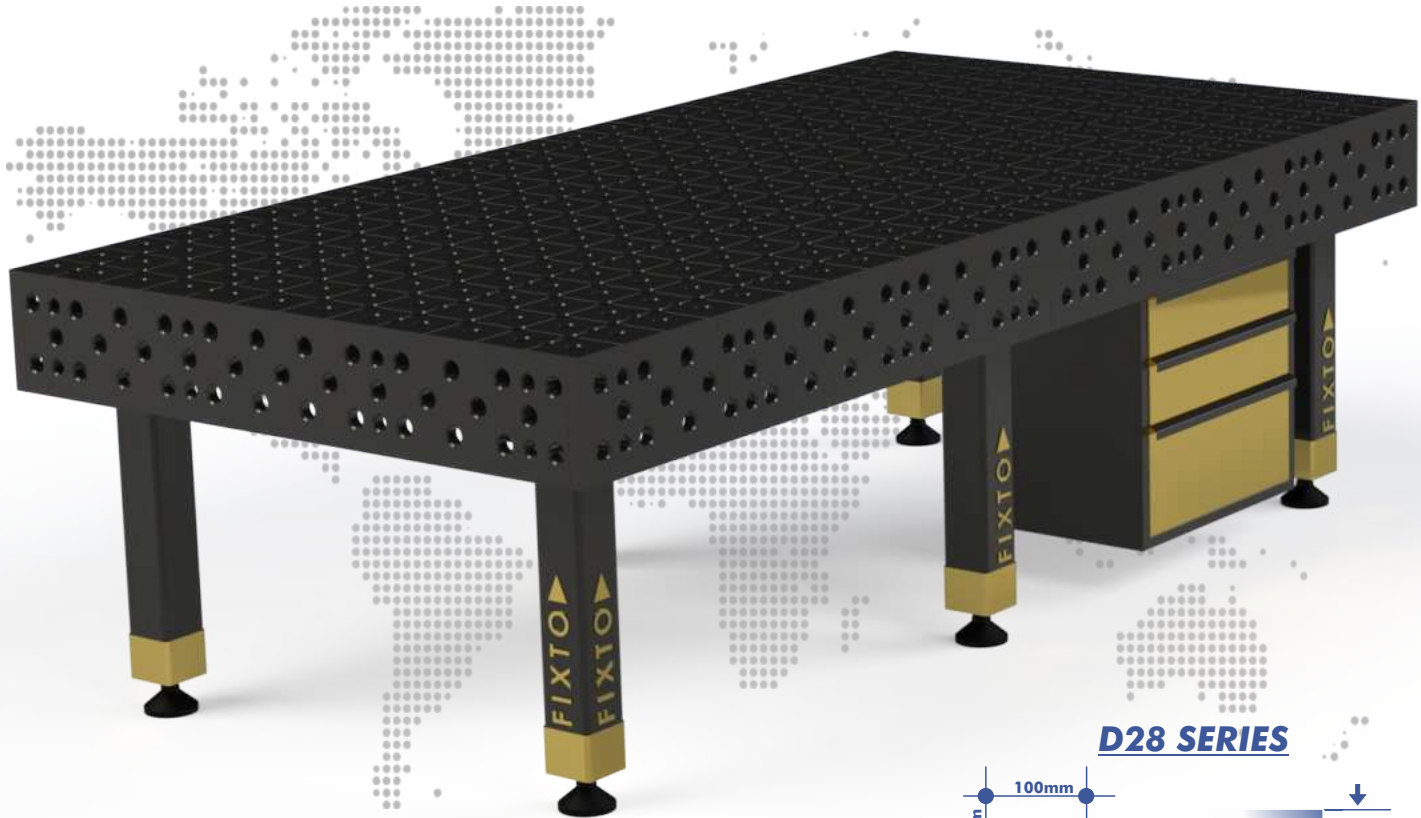
Telescopic Legs + Wheel With  
Breaking System

	Model No	Table Legs	Length	Width	Loading Capacity
<b>Nitrided 2D Slotted Welding Table</b> with standard leg height 750 or 900	US2D1010	4	1000	950	800 kg
<b>Nitrided 2D Slotted Welding Table</b> with standard leg height 750 or 900	US2D1212	4	1200	1200	1000 kg
<b>Nitrided 2D Slotted Welding Table</b> with standard leg height 750 or 900	US2D1510	4	1500	950	1000 kg
<b>Nitrided 2D Slotted Welding Table</b> with standard leg height 750 or 900	US2D2010	6	2000	950	1800 kg
<b>Nitrided 2D Slotted Welding Table</b> with standard leg height 750 or 900	US2D2015	6	1950	1500	2000 kg
<b>Nitrided 2D Slotted Welding Table</b> with standard leg height 750 or 900	US2D2412	6	2450	1200	2000 kg
<b>Nitrided 2D Slotted Welding Table</b> with standard leg height 750 or 900	US2D3015	6	2950	1500	3000 kg




US 300	US 500	RAB 175L	RAB 275L	CLA 300 L/R	CLA 600 L/R	CLA 800 L/R	TRL D28
4 x		2 x	2 x				
6 x		4 x	2 x	2 x			
8 x		6 x	2 x	2 x	2 x		1 x
10 x	4 x	8 x	4 x	2 x	2 x		1 x
12 x	4 x	8 x	6 x	2 x	2 x	2 x	1 x





D28 SERIES



100 x 100mm Reference Line  
with Nitrided Surface



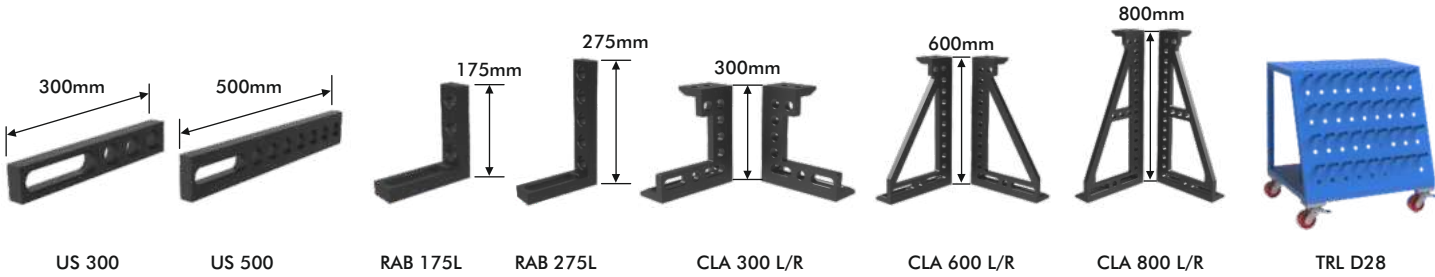
LEG TYPES



	Model No	Table Legs	Length	Width	3D Side Plate Height	Weight	Loading Capacity
Nitrided 3D Welding Table with standard leg height 750 or 900	US3D1010	4	1000	1000	200	291 kg	800 kg
Nitrided 3D Welding Table with standard leg height 750 or 900	US3D1212	4	1200	1200	200	380 kg	1000 kg
Nitrided 3D Welding Table with standard leg height 750 or 900	US3D1510	4	1500	1000	200	382 kg	1000 kg
Nitrided 3D Welding Table with standard leg height 750 or 900	US3D2010	6	2000	1000	200	534 kg	1800 kg
Nitrided 3D Welding Table with standard leg height 750 or 900	US3D2015	6	2000	1500	200	694kg	2000 kg
Nitrided 3D Welding Table with standard leg height 750 or 900	US3D2412	6	2400	1200	200	708 kg	2000 kg
Nitrided 3D Welding Table with standard leg height 750 or 900	US3D 3015	6	3000	1500	200	1097 kg	3000 kg



CLAMP SET	ILC 300L	DC 300L	RIC 28	SDC 220L	BLB 50	VB 120	PL 100	US 225
SET 1 ( 34 NOS )	4 x	2 x	2 x		12 x	2 x		4 x
SET 2( 60 NOS )	6 x	4 x	2 x	2 x	18 x	4 x	4 x	6 x
SET 3 ( 83 NOS )	10 x	6 x	4 x	2 x	24 x	4 x	4 x	8 x
UNIVERSAL EXTREME ( 115 NOS )	12 x	8 x	6 x	4 x	30 x	6 x	8 x	10 x
UNIVERSAL ULTIMATE ( 134 NOS )	15 x	10 x	6 x	4 x	36 x	6 x	8 x	12 x



	US 300	US 500	RAB 175L	RAB 275L	CLA 300 L/R	CLA 600 L/R	CLA 800 L/R	TRL D28
	4 x		2 x	2 x				
	6 x		4 x	2 x	2 x			
	8 x		6 x	2 x	2 x	2 x		1 x
	10 x	4 x	8 x	4 x	2 x	2 x		1 x
	12 x	4 x	8 x	6 x	2 x	2 x	2 x	1 x



▶▶ ULTIMATE FLEXIBILITY WHETHER USED FOR ASSEMBLY, CLAMPING OR ADDITIONAL WORKSPACE.




Elevate your welding game with **FIXTO hydraulic scissor lift** welding table! Experience seamless adjustments, unparalleled stability, and precision engineering that brings your projects to life with ease. This table transforms your workspace into a high-tech hub, making every weld a masterpiece. Discover the future of welding with **FIXTO**, where innovation meets craftsmanship.



**BASE FRAME**

Elevate your welding game with **FIXTO hydraulic scissor lift** welding table

Experience seamless adjustments, unparalleled stability




**WORK SURFACE**

precision engineering that brings your projects to life with ease.

This table transforms your workspace into a high-tech hub, making every weld a masterpiece.

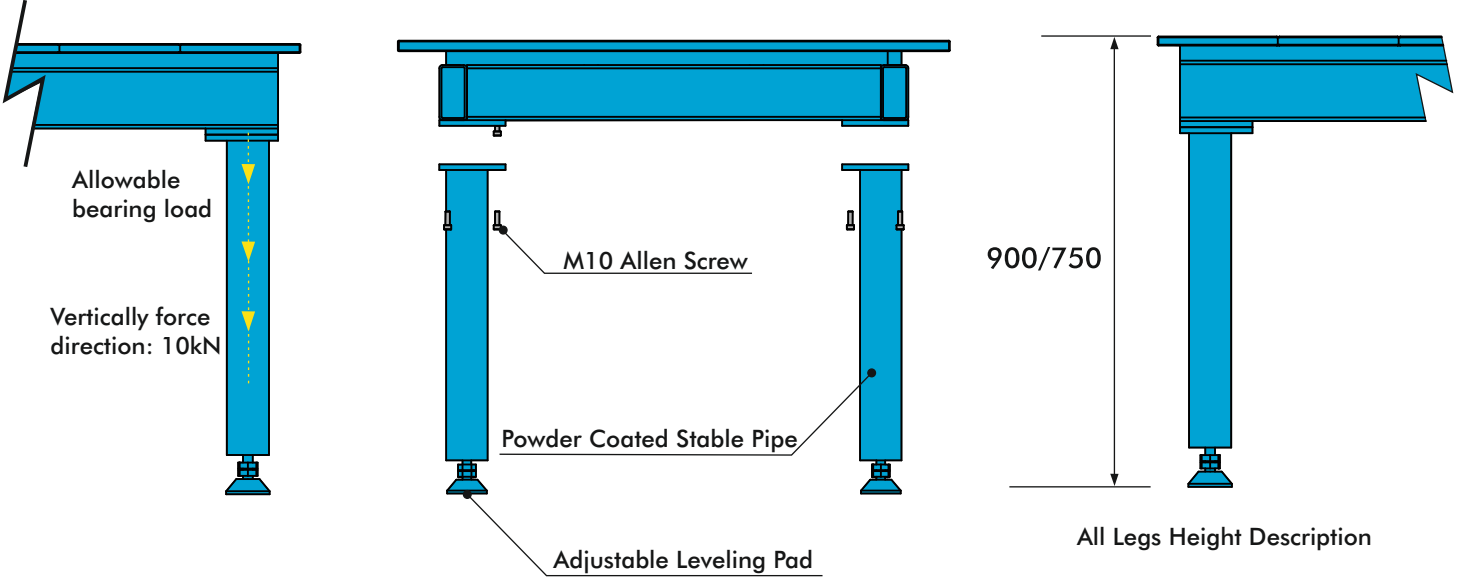
Discover the future of welding with **FIXTO**, where innovation meets craftsmanship





## Legs

D28 | **FIXTO**<sup>®</sup>



## LEG TYPES



Legs + Leveling Pad  
(Included With Table)



Legs + Castor wheel with  
Breaking System



Telescopic Legs + Leveling Pad



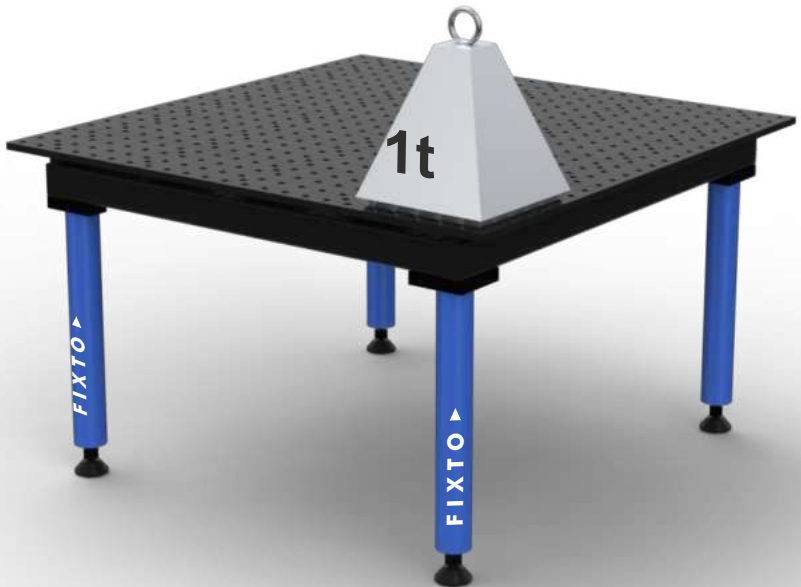
Telescopic Legs + Wheel With  
Breaking System

## CAPACITY PER LEG





Maximum allowable load per leg for all D16 tables equals 200-1000 kg depending on leg type.

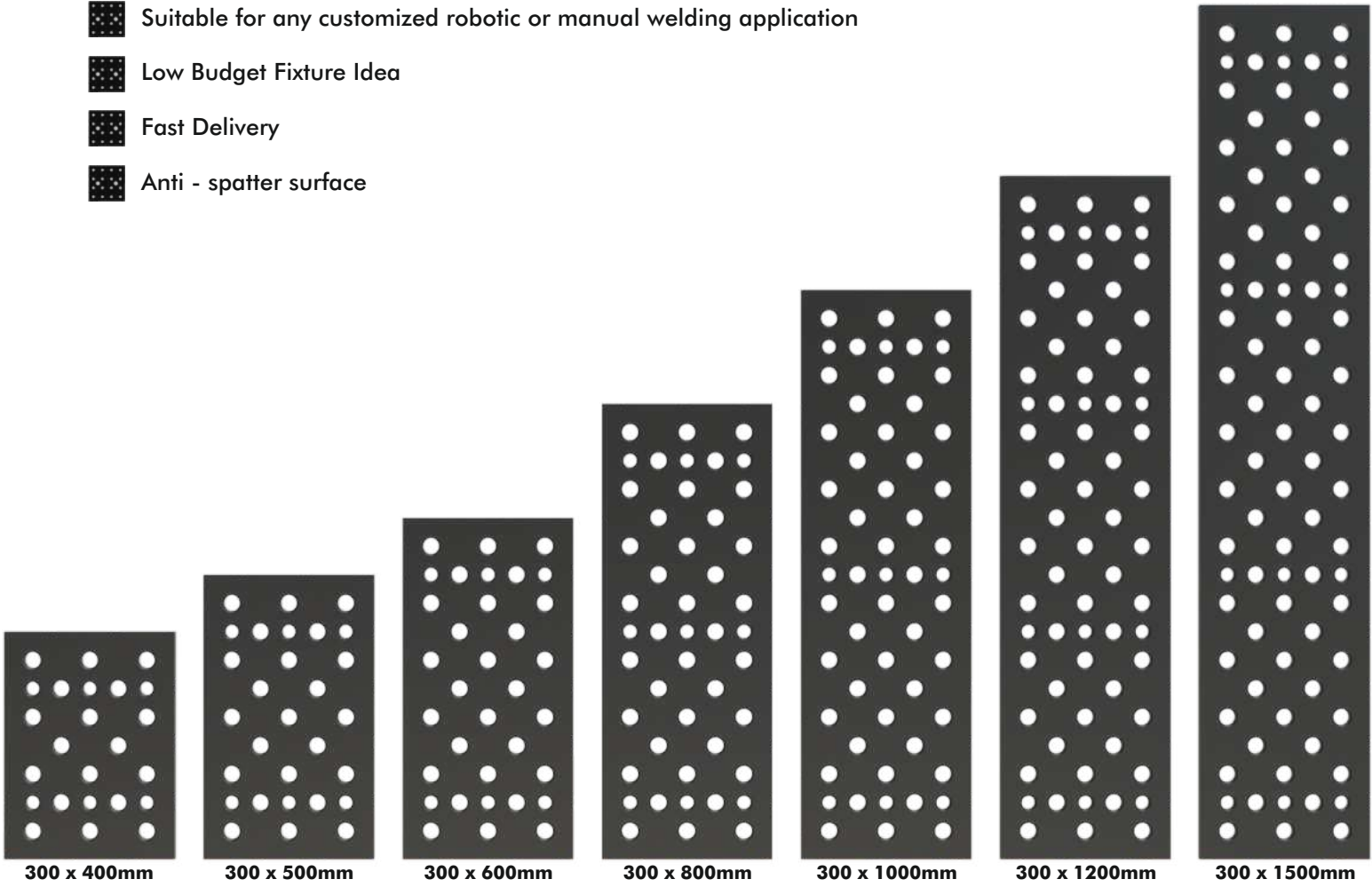
Computationally resulting in substantially higher overall loads. However, the indicated bearing loads were calculated with reserves for safety reasons.

Please consult with us if higher overall loads are required.






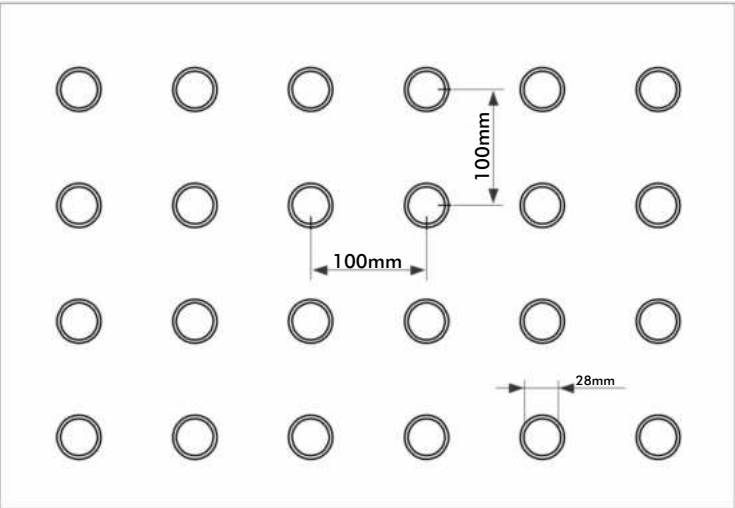
-  Suitable for any customized robotic or manual welding application
-  Low Budget Fixture Idea
-  Fast Delivery
-  Anti - spatter surface





	Model No	Length	Width	Thickness
FIXTURE PLATE	F28 0403	400	300	24
FIXTURE PLATE	F28 0503	500	300	24
FIXTURE PLATE	F28 0603	600	300	24
FIXTURE PLATE	F28 0803	800	300	24
FIXTURE PLATE	F28 1003	1000	300	24
FIXTURE PLATE	F28 1203	1200	300	24
FIXTURE PLATE	F28 1503	1500	300	24




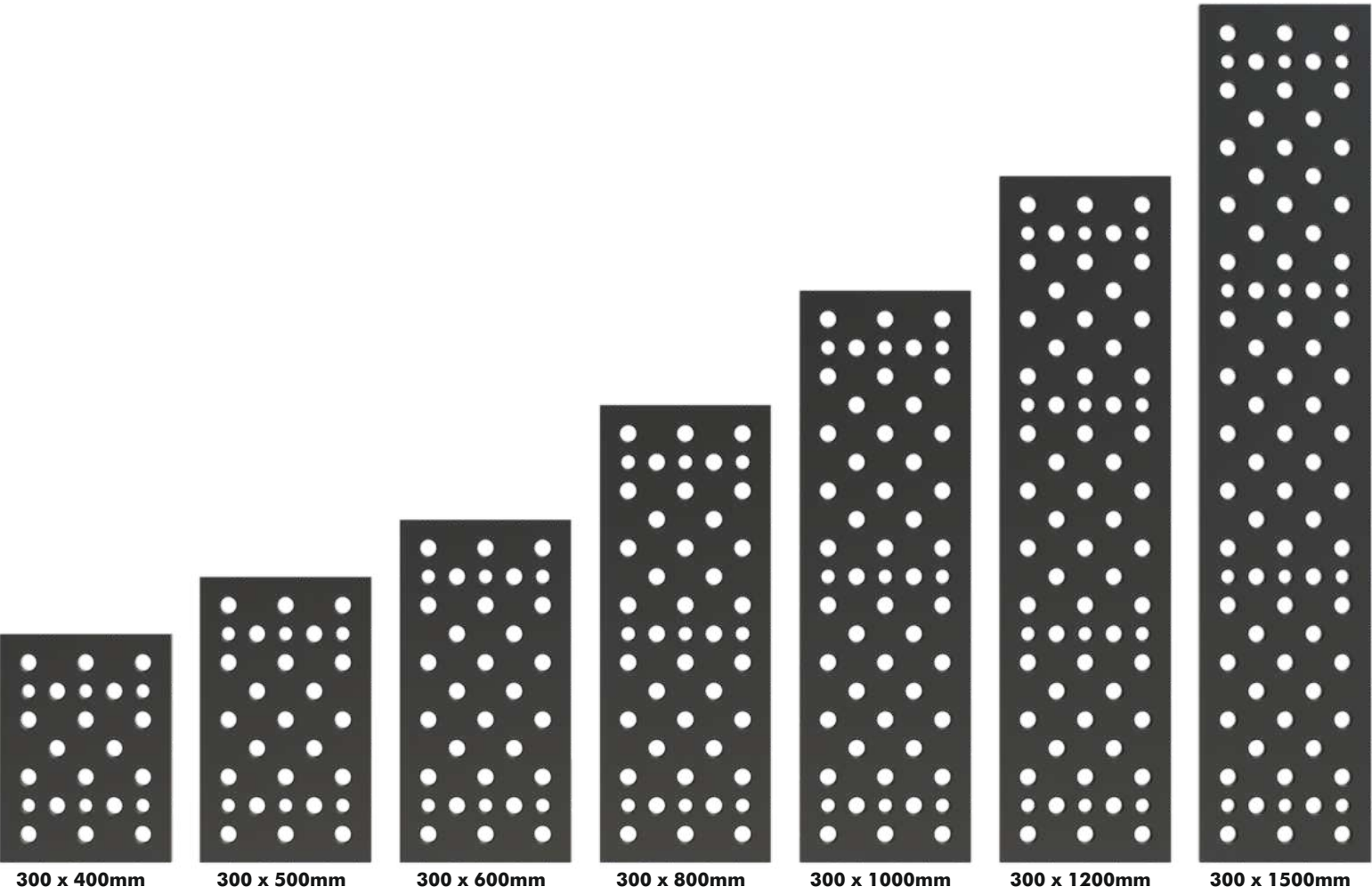









- Suitable for any customized robotic or manual welding application
- Low budget fixture idea
- Fast Delivery
- Any FIXTO clamps can use for fixture setup
- Anti-spatter surface



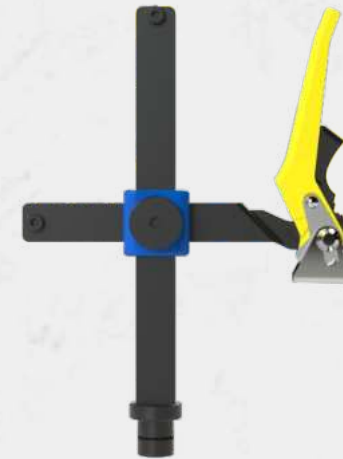




ILC 300L



DC 300L



RIC 28



ISC 300L



SDC 220 / 350 L



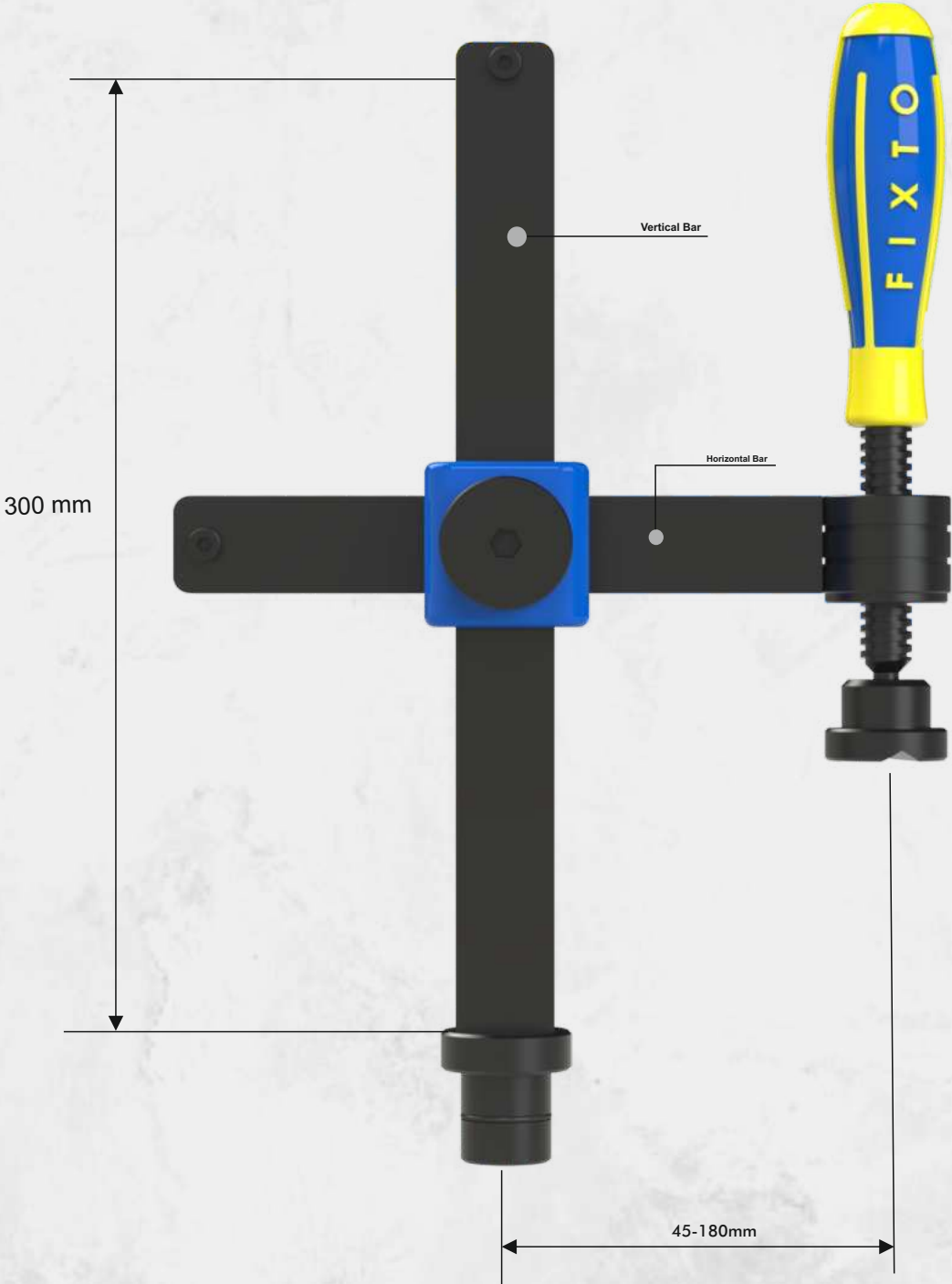
SWC 220 / 350 FL



SWU 300L




The standard Insert lock clamp adjusts along the vertical and horizontal axis for precise placement anywhere on the table. 45 and 90 degree clamps pivot and slide to provide a horizontal or diagonal force.



The standard Insert lock clamp adjusts along the vertical and horizontal axis for precise placement anywhere on the table. 45 and 90 degree clamps pivot and slide to provide a horizontal or diagonal force.

	Model No	Height	Width	Maximum load	Weight
Insert lock Clamp	ILC 300L	300	200	2.5 kN	1.60 kg

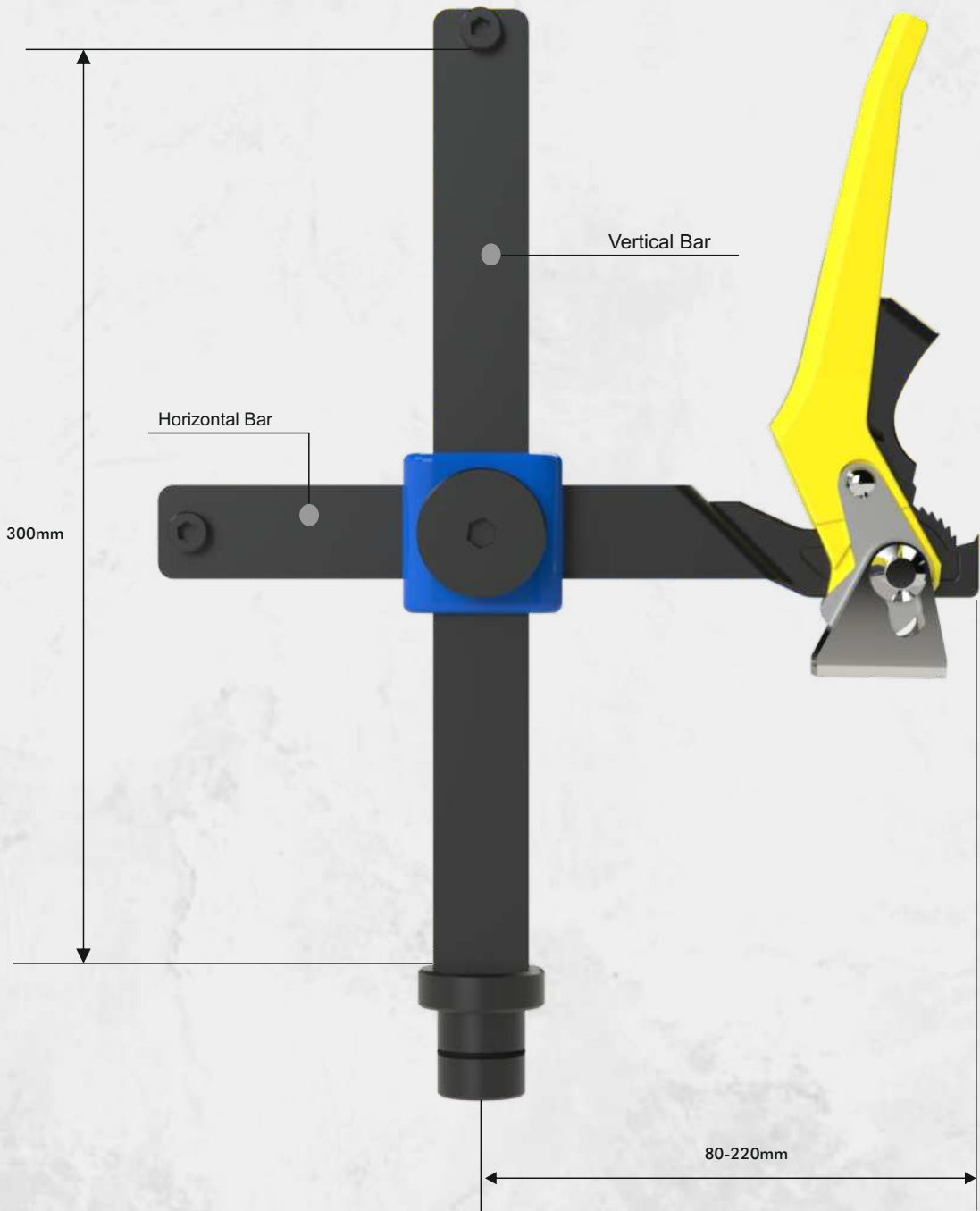




RACHET INSERT LOCK CLAMP

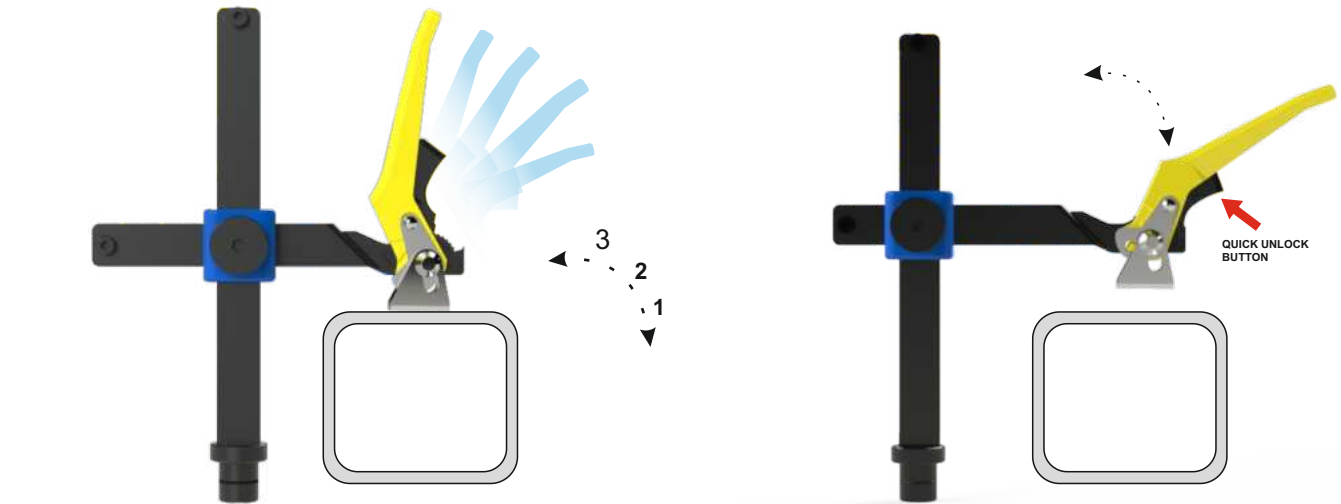
D28 | FIXTO®

The standard Insert lock clamp adjusts along the vertical and horizontal axis for precise placement anywhere on the table. 45 and 90 degree clamps pivot and slide to provide a horizontal or diagonal force.




Ratchet Insert Lock Clamp

D28 | FIXTO®

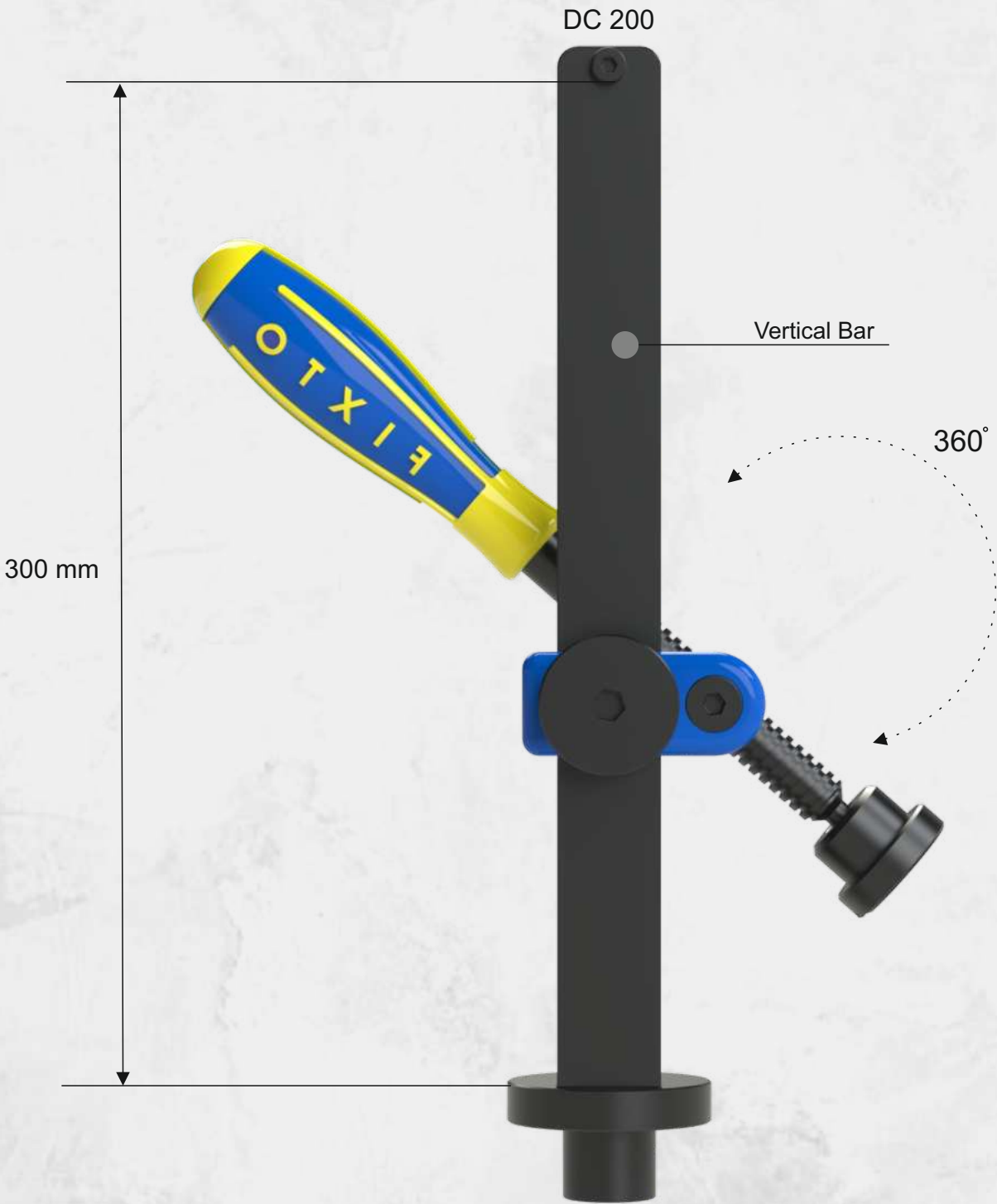


	Model No	Height	Length	Maximum Load	Weight
Ratchet Insert lock Clamp	RIC 28	300	200	3.5 kN	3.30 kg





The degree insert clamp 45° / 90° replaces conventional 45° or 90° insert clamp. This degree insert clamp sets new standards because of its infinitely variable rotatability from 0° -360°



DC 300L



	Model No	Height	Length	Maximum Load	Weight
Degree Insert lock Clamp	DC 300L	300	200	3.5 kN	3.30 kg





INSERT SWING CLAMB

D28 | **FIXTO**<sup>®</sup>

Insert Swing Clamp 180 , enable precise and powerful clamping components at a 180 angle relative to the system bore holes. Due to the round pipe the clamp can be easily and quickly adjusted horizontally, within a range of 45-80 mm. The of vertical pipe is 250mm.



Insert swing Clamp


D28 | **FIXTO**<sup>®</sup>



ISC 300L



	Model No	Height	Length	Maximum Load	Weight
Insert Swing Clamp	ISC 300L	300	200	3.5 kN	3.30 kg

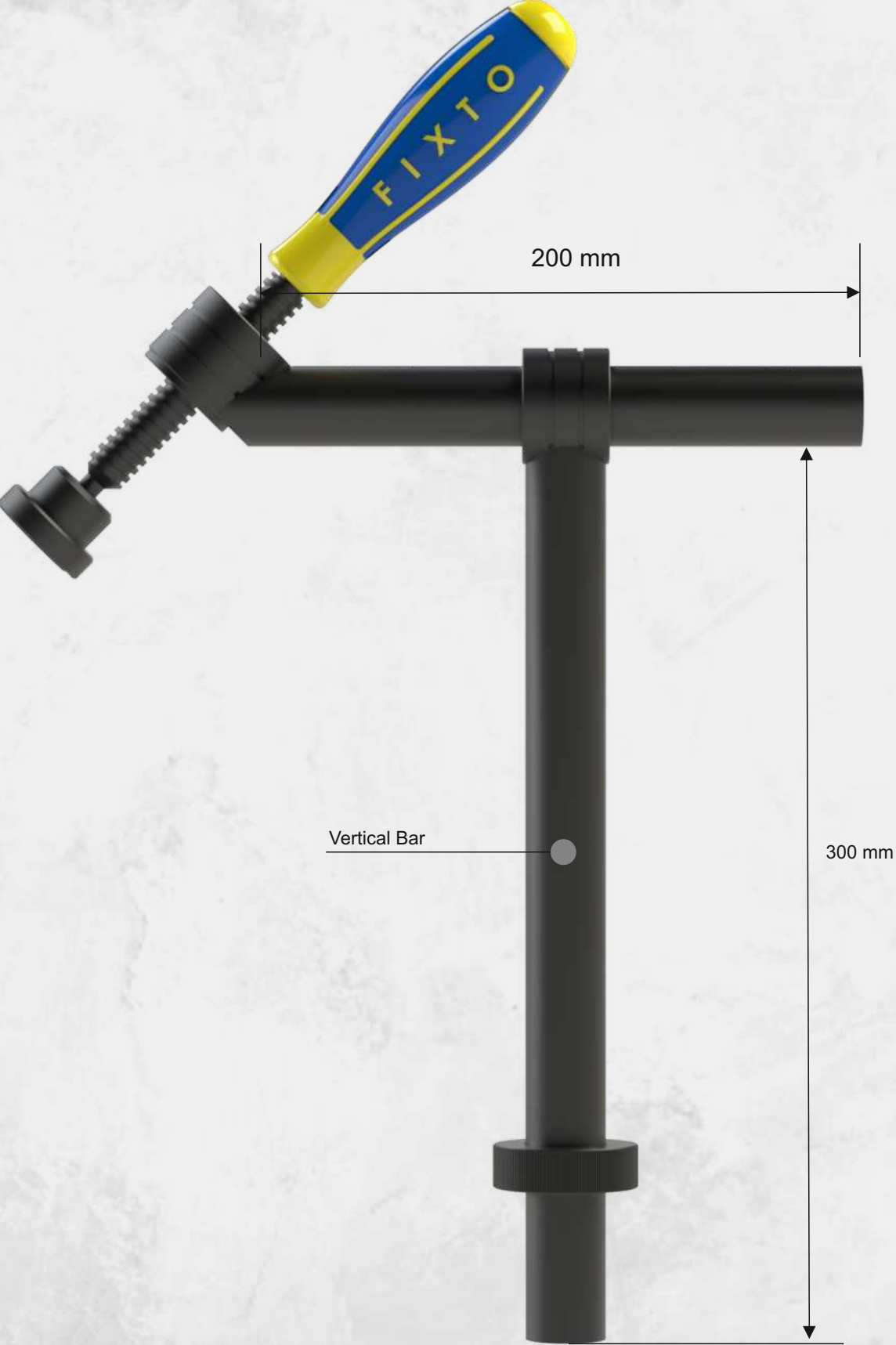




INSERT SWING DEGREE CLAMP

D28 | FIXTO®

the direct clamp can be use for infinitely variable range from 0 to 360it can be used for inclined and vertical position. it is time- saving quickly adjustable clamping and de-clamping element We offer special lengths of vertical bars.

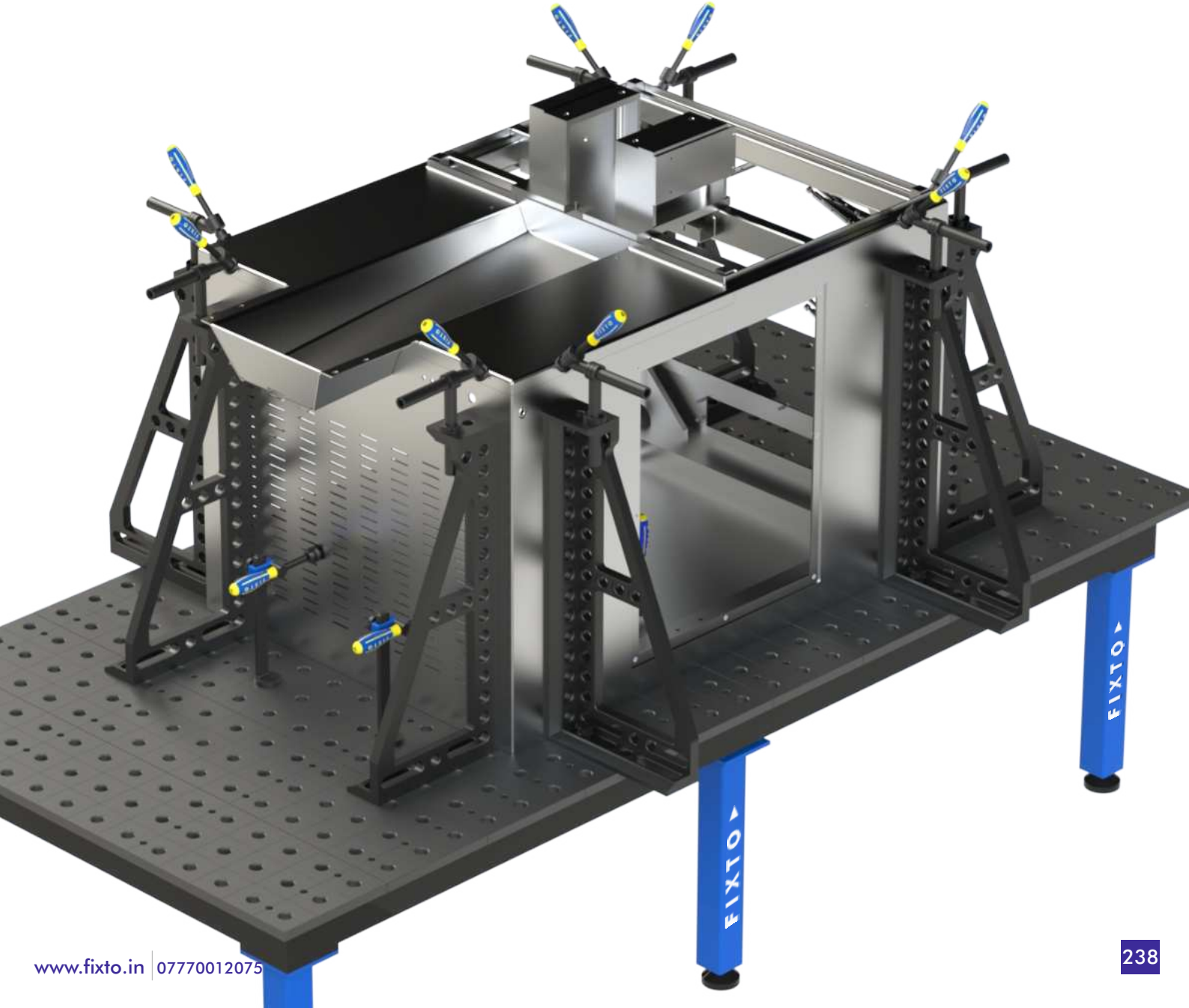


Insert Swing Degree Clamp

D28 | FIXTO®



	SDC 300L	SDC 220L			
	Model No	Height	Length	Maximum Load	Weight
Insert Swing Degree Clamp	SDC 300L	300	200	3.5 kN	3.30 kg
Insert Swing Degree Clamp	SDC 220L	220	200	3.5 kN	3.30 kg

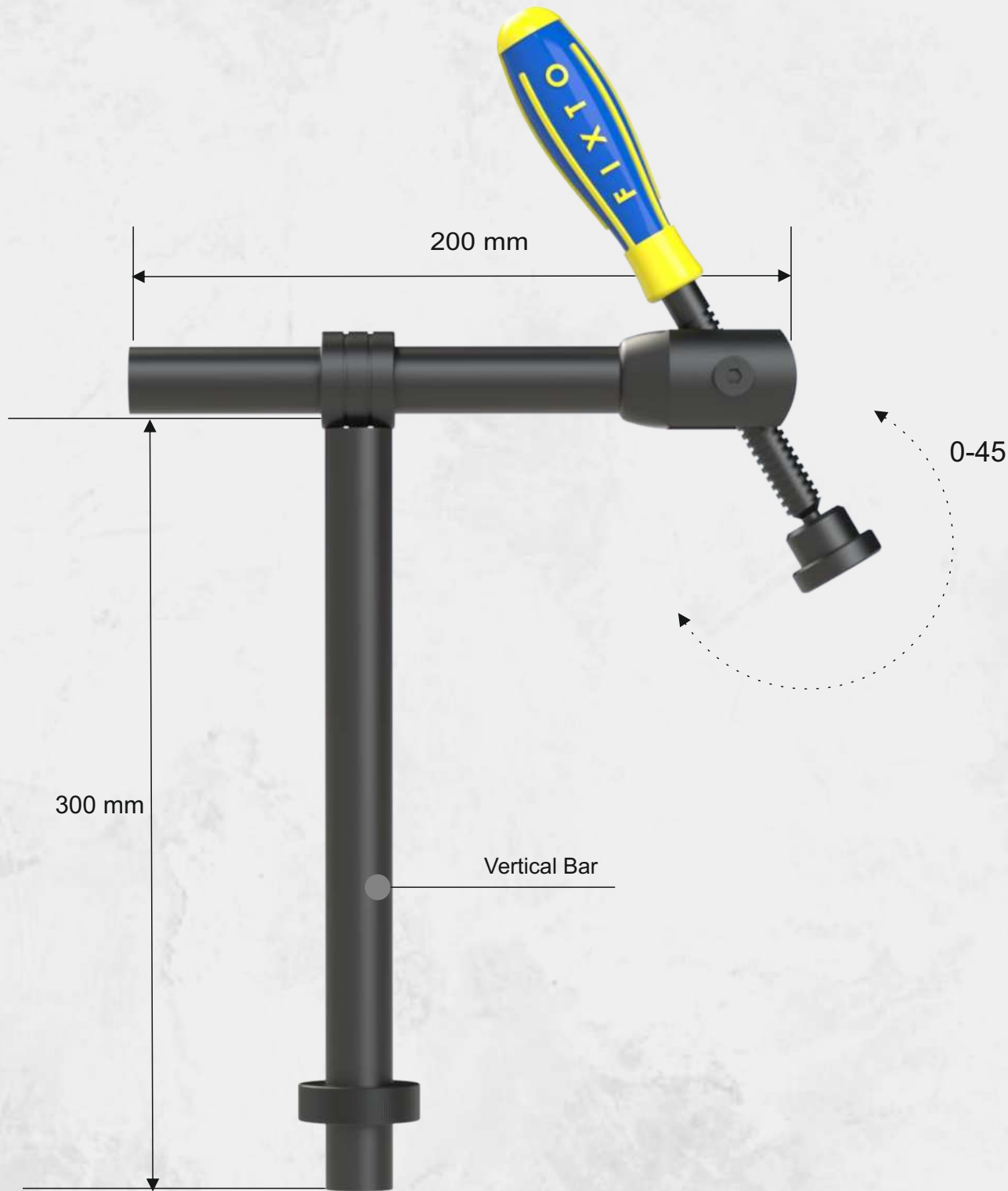




INSERT SWING CLAMP UNIVERSAL

the direct clamp can be use for infinitely variable range from 0 to 360  
it can be used for inclined and vertical position. it is time- saving  
quickly adjustable clamping and de-clamping element We offer  
special lengths of vertical bars.

D28 | **FIXTO**<sup>®</sup>



Insert Swing Clamp Universal

D28 | **FIXTO**<sup>®</sup>



SWU 300L



	Model No	Height	Length	Maximum Load	Weight
Insert Swing lock Clamp Universal	SWU 300L	300	200	3.5 kN	3.30 kg





SWING CLAMP

the direct clamp can be use for infinitely variable range from 0 to 360 it can be used for inclined and vertical position. it is time- saving quickly adjustable clamping and de-clamping element We offer special lengths of vertical bars.



Swing Clamp



SWC 350L



SWC 220L




	Model No	Height	Length	Maximum Load	Weight
Swing Clamp	SWC 350L	300	200	3.5 kN	3.30 kg
Swing Clamp	SWC 220L	300	200	3.5 kN	3.30 kg






TOGGLE CLAMP

Toggle clamps are versatile fastening devices used in woodworking, metalworking, and manufacturing. They consist of a handle, linkage system, and clamping mechanism. When activated, they provide quick, secure holding of workpieces, aiding in precision and efficiency. Popular in jigs, fixtures, and assembly operations, toggle clamps are essential tools for various applications.



Toggle Clamp



	Model No	Description	Length	Weight
Toggle Clamp	VTC 250	Vertical Action	257	0.95 kg



	Model No	Description	Length	Weight
Toggle Clamp	HTC 150	Horizontal Action	257	0.95 kg



## Universal Stops

Universal Stop are fixed or variable adjustable, due to the combination of oblong slot and system clamping holes. It is also appropriate for use with V Blocks.

US 800 / US 1000



### Universal Stop 800/1000

#### 10 System Clamping Holes

Length	Width	Thick
800 mm	75 mm	25 mm
1000 mm	100 mm	25 mm

US 500



### Universal Stop 500

#### 7 System Clamping Holes

Length	Width	Thick
500 mm	75 mm	25 mm


US 300



### Universal Stop 300

#### 3 System Clamping Holes

Length	Width	Thick
300 mm	50 mm	25 mm





US 225



### Universal Stop 225

1 System Clamping Holes

Length	Width	Thick
225 mm	50 mm	25 mm



US 150



### Universal Stop 150

1 System Clamping Slot

Length	Width	Thick
150 mm	50 mm	25 mm






## Flat Squares

Flat squares are fixed or variable adjustable, due to the combination of oblong slot and system clamping holes. The Flat Square is freely adjustable over a length of up to 100 mm.



FS 500



Flat Square 500

5 System Clamping Holes

Length	Width	Thick
500 mm	375 mm	25 mm

FS 175



Flat Square 175

3 System Clamping Holes

Length	Width	Thick
175 mm	175 mm	25 mm



## Right Angle Brackets

Right Angle Brackets can be used as a stop or combined with other elements to form more complex fixtures. Oblong slots enable a range of adjustable options.

RAB 175L



Right Angle Bracket 175L

Length	Width	Height	Thick
175 mm	50 mm	175 mm	25 mm

RAB 275L



Right Angle Bracket 275L

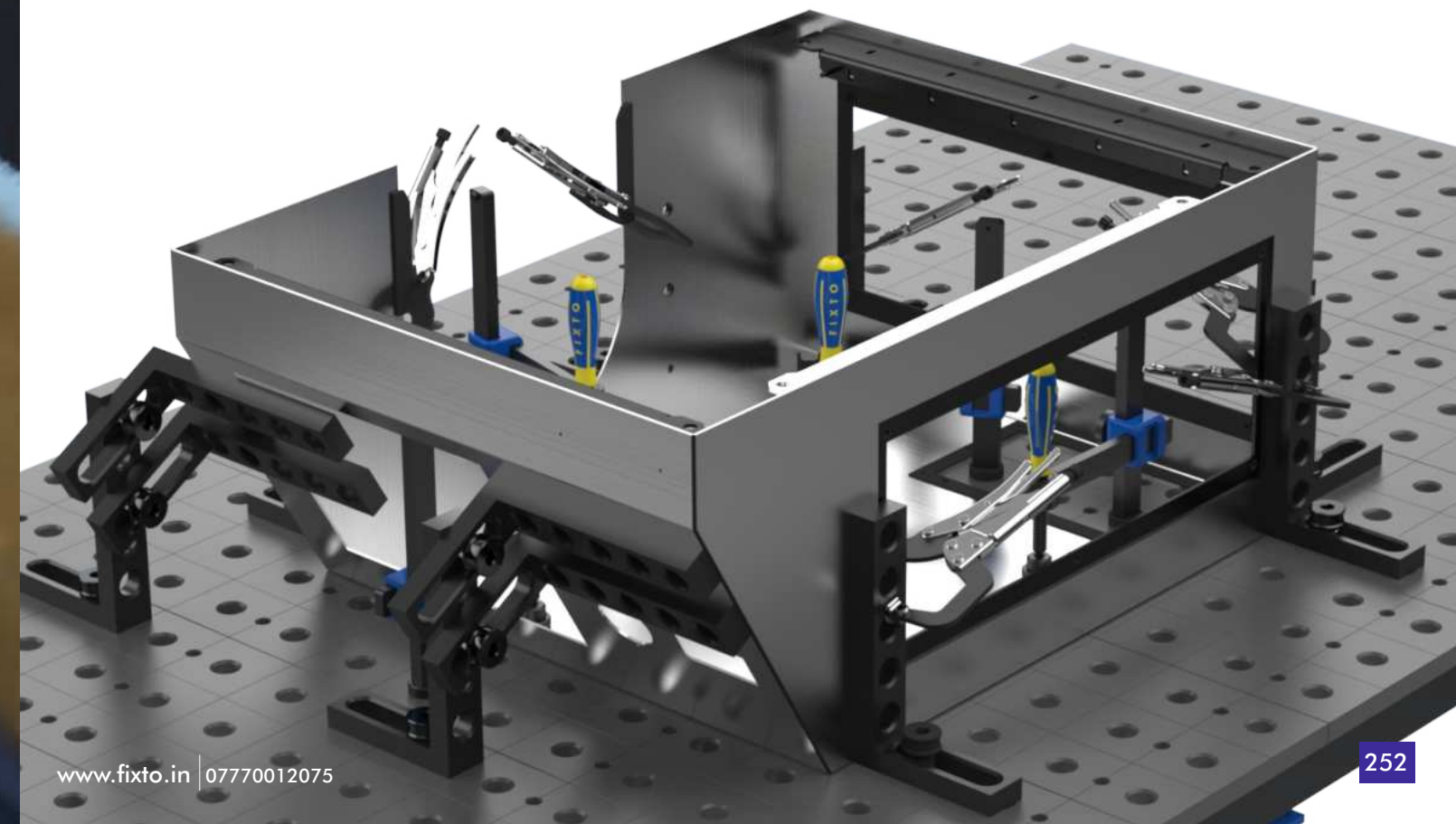
Height	Width	Length	Thick
275 mm	50 mm	175 mm	25 mm

RAB 200L



Right Angle Bracket 200L

Length	Width	Height	Thick
175 mm	50 mm	200 mm	25 mm





RAB 50



Right Angle Bracket 50


Length	Width	Height	Thick
75 mm	50 mm	75 mm	25 mm

RAB 175



Right Angle Bracket 175

Length	Width	Height	Thick
175 mm	50 mm	75 mm	25 mm



## Right Angle Brackets with Double Slot Surface

RAB 175SL



Right Angle Bracket 175SL

Length	Width	Height	Thick
175 mm	50 mm	175 mm	25 mm



## Right Angle Brackets with Double Holes Surface

RAB 175HL



Right Angle Bracket 175HL

Length	Width	Height	Thick
175 mm	50 mm	175 mm	25 mm





## Clamping And Locating Angles

Clamping And Locating Angles are even more versatile than normal squares due to the presence of work holes on three sides. Their large size and robust construction enables them to act as a stop for large parts and bear heavy loads when used as a table extension.

CLA 800 L/R



Clamping And Locating Angle 800 L/R

Length	Width	Height	Thick
375 mm	75 mm	800 mm	25 mm

CLA 600 L/R



Clamping And Locating Angle 600 L/R

Length	Width	Height	Thick
375 mm	75 mm	600 mm	25 mm

CLA 300 L/R



Clamping And Locating Angle 300 L/R

Length	Width	Height	Thick
275 mm	75 mm	300 mm	25 mm







BLB 50



BLB 40



BLB 50 FLUSH



FMB 28



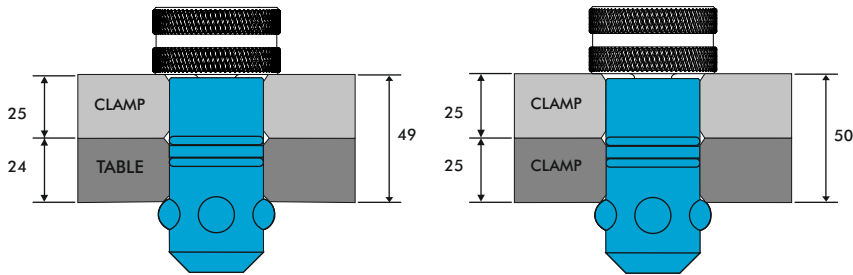
BLB 50

Ball Lock Bolts are a time-saving, efficient, and handy method of fastening fixture elements to the FIXTO Tabletop, especially in tight spaces and hard-to-reach areas of the tabletop. The quick-setting Ball Lock Bolts provide accurate locating and clamping at the same time.



BLB 50

For Adjustable range for 24mm thick. plate and clamps (US,RAB and CLA etc).



For Locking table top and clamp together

For Locking clamp and clamp together

	Model No	Dia(Ø)	Length	Tightening Torque	Tensile Force	Weight
<b>BALL LOCK BOLT 50</b>	BLB 50	28mm	49-52	10 Nm	10 kN	0.08 kg



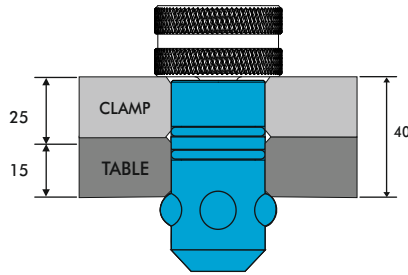
BLB 40

Ball Lock Bolts are a time-saving, efficient, and handy method of fastening fixture elements to the FIXTO Tabletop, especially in tight spaces and hard-to-reach areas of the tabletop. The quick-setting Ball Lock Bolts provide accurate locating and clamping at the same time.




BLB 40

- ▶ This bolt is specially designed for locking D28 LEAN Tables with D28 PRO clamps Which have 15mm thk. top plate and 25mm thk. clamping element (US, RAB and CLA etc).
- ▶ For Locking clamp and clamp together BLB 50 is ideal clamping element. (page no. 78)



For Locking table top and clamp together

	Model No	Dia(Ø)	Length	Tightening Torque	Tensile Force	Weight
<b>BALL LOCK BOLT 40</b>	BLB 40	16mm	22-32	10 Nm	10 kN	0.08 kg





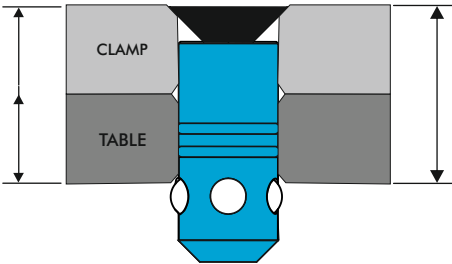
BLB 28 FLUSH

Ball Lock Bolts are a time-saving, efficient, and handy method of fastening fixture elements to the FIXTO Tabletop, especially in tight spaces and hard-to-reach areas of the tabletop. The quick-setting Ball Lock Bolts provide accurate locating and clamping at the same time.



BLB 50 FLUSH

Flush Mount Bolt, used as a hidden connection between Fixto element. its design correspond with other connecting bolts with four balls. its head disappear into the bore hole, to make it flush with the clamped component. The Flush Mount Bolts is not suitable for use in oblong slots.



For Locking clamp  
and clamp together

For Locking table top  
and clamp together

Special locking adjustment  
to lock customise clamping  
thickness up to 32mm

	Model No	Dia(Ø)	Length	Tightening Torque	Tensile Force	Weight
<b>BALL LOCK BOLT AUTO</b>	BLB AUTO	16mm	22-32	10 Nm	10 kN	0.08 kg


FLAT MOUNTING BOLT

Ball Lock Bolts are a time-saving, efficient, and handy method of fastening fixture elements to the FIXTO Tabletop, especially in tight spaces and hard-to-reach areas of the tabletop. The quick-setting Ball Lock Bolts provide accurate locating and clamping at the same time.



For Adjustable range for plate and clamps (SFS,RAB and BRAB etc).

	Model No	Dia(Ø)	Length	Tightening Torque	Tensile Force	Weight
<b>BALL LOCK BOLT AUTO</b>	BLB AUTO	16mm	22-32	10 Nm	10 kN	0.08 kg





V Blocks

V Blocks are used for holding round objects of different sizes. V Blocks are available with permanent work hole adaptors or with a flat bottom. All V Blocks come with locking screws to fix them against the table or fixture work holes.

VB 120 / 90



V Block 120 / 90

Dia	Height
58 mm	50 mm

VBS 120 / 90



V Block With Spacer 120 / 90

Dia	Height
80 mm	180 mm




ASP 100



Adjustable Spacer 100

Dia	Height Adj
80 mm	75 - 100 mm


OCP 75 / 100




Off Center Pad 75 / 100

Dia	Thick
75	25 mm
100	25 mm






UTA 475



Universal Tilt Angle 475

Length	Width	Height	Thick
475 mm	100 mm	100 mm	25 mm



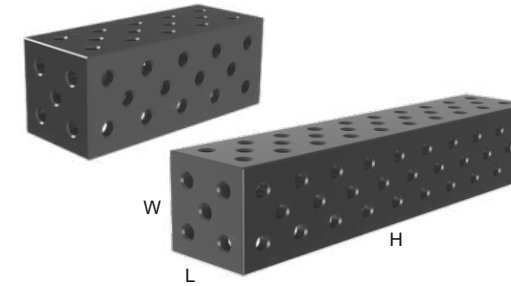




## Spacer Blocks

Spacer Blocks are ideally suited for table extensions or large vertical setups.


SBU 500 / 1000



Spacer Block U Shape 500 / 1000

Length	Width	Height	Thick
200 mm	200 mm	500 mm	25 mm
200 mm	200 mm	1000 mm	25 mm

SBC 300 / 500 / 1000




Spacer Block C Shape 300 / 500 / 1000

Length	Width	Height	Thick
200 mm	100 mm	300 mm	25 mm
200 mm	100 mm	500 mm	25 mm
200 mm	100 mm	1000 mm	25 mm

## Adapter Plate For Flanges

APF 350 / 550




Adapter Plate For Flanges 350 / 550

Length	Width	Thick
350 mm	250 mm	25 mm
550 mm	350 mm	25 mm






**TRL D28**



	length	Width	Height
Tool Storage Trolley D28	1000 mm	800 mm	960 mm

**TSP D28**



	length	Width	Height
Tool Storage Panel D28	800 mm	100 mm	800 mm




TRL D28



Tool Storage Trolley D28



length	Width	Height
1000 mm	800 mm	960 mm

TRL D28




Tool Storage Trolley D28

Dia	Height
80 mm	180 mm




PAN 28



Tool Storage Panel

Height	Length	Width	Weight
800 mm	800 mm	100 mm	38.00 kg

PAN 28



Tool Storage Panel

Height	Length	Width	Weight
800 mm	800 mm	100 mm	38.00 kg



MODULAR WELDING TABLES WITH STORAGE CABINET

>>

Create storage space below your welding table with the handy Storage Cabinet by FIXTO

>>

Cabinet Size - H 500 x W 480 X L 400



	Model No	Height	Length	Width	Weight
TOOL STORAGE CABINET	CAB 28	500	400	480	25.00 kg


>>

Maximize Your Workspace with **FIXTO** Storage Cabinet for Modular Welding Table



>>

Self assembly instructions are provided and you can easily attach the assembled Storage Cabinet to your welding table.



>>

The FIXTO Storage Cabinet is more than just a storage solution; it's the backbone of a well-organized workspace. With multiple compartments tailored for welding tools, accessories, and essential materials, everything you need is within arm's reach. No more searching for misplaced tools or struggling with tangled cables – everything has its place.





## CLAMP SETS

SET 1 (34 NOS)



ILC 300L  
4 x




RIC 28  
2 x



US 225  
4 x



RAB 175L  
2 x



US 300  
4 x



RAB 275L  
2 x

## D28 | FIXTO®



DC 300L  
2 x



VB 120  
2 x



BLB 50  
12 x

## CLAMP SETS

SET 2 (60 NOS)




ILC 300L  
6 x




RIC 28  
2 x



SDC 220L  
2 x



US 225  
6 x




US 300  
6 x



PL 100  
4 x



RAB 175L  
4 x



CLA 300 L/R  
2 x



RAB 275L  
2 x

## D28 | FIXTO®



DC 300L  
4 x



VB120  
4 x

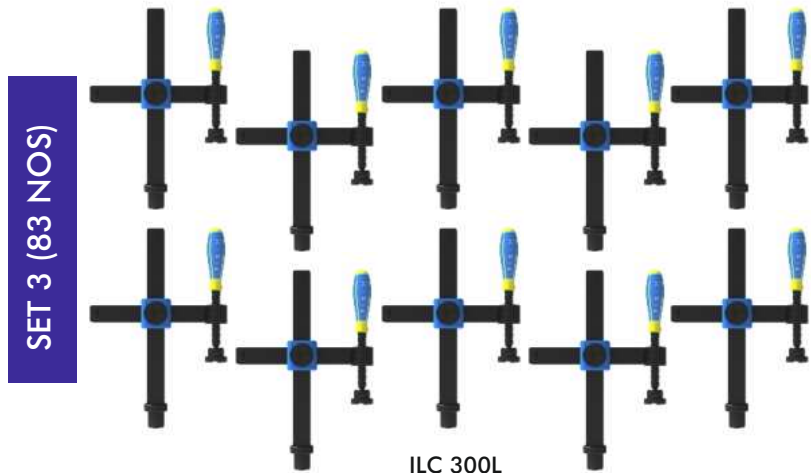


BLB 50  
18 x



CLAMP SETS

SET 3 (83 NOS)




ILC 300L  
10 x



RIC 28  
4 x




US 225  
8 x



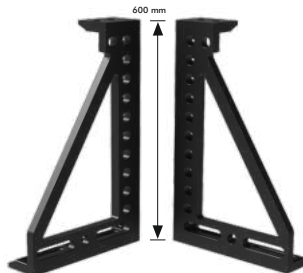
US 300  
8 x



RAB 175L  
6 x




CLA 300 L/R  
2 x



CLA 600 L/R  
2 x



SDC 220L  
2 x




PL 100  
4 x



RAB 275L  
2 x

D28 **FIXTO**




DC 300L  
6 x



VB 120  
4 x




BLB 50  
24 x



Tool Trolley  
1 x

CLAMP SETS

UNIVERSAL EXTREME (115 NOS)




ILC 300L  
12 x




RIC 28  
6 x



US 225  
10 x




US 300  
10 x




US 500  
4 x



RAB 175L  
8 x




CLA 300 L/R  
2 x



CLA 500 L/R  
2 x



SDC 220L  
4 x




PL 100  
8 x



RAB 275L  
4 x

D28 **FIXTO**




DC 300L  
8 x



VB120  
6 x



BLB 50  
30 x

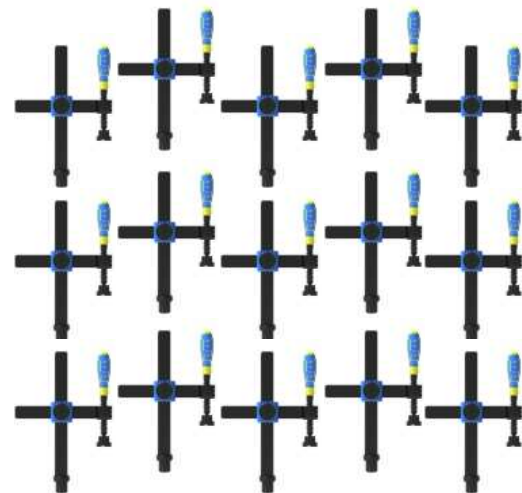


Tool Trolley  
1 x




CLAMP SETS


UNIVERSAL ULTIMATE (134 NOS)



ILC 300L  
15 x



DC 300L  
10 x



VB120  
6 x




SDC 220L  
4 x



BLB 50  
36 x



RIC 28  
6 x



US 225  
12 x

US 300  
12 x

US 500  
4 x



PL 100  
8 x



RAB 175L  
8 x




RAB 275L  
6 x



CLA 300 L/R  
2 x

CLA 600 L/R  
2 x

CLA 800 L/R  
2 x



Tool Trolley  
1 x

D28 FIXTO®

FREE ACCESSORIES

Accessories

CLB30



Cleaning Brush

Dia

30 mm

AK



Allen Key

Dia

-

Thick

-

HS 100



Hoist Shackle

Length

180 mm

Width

100 mm

TH 200



Welding Torch Holder

Height

200 mm